

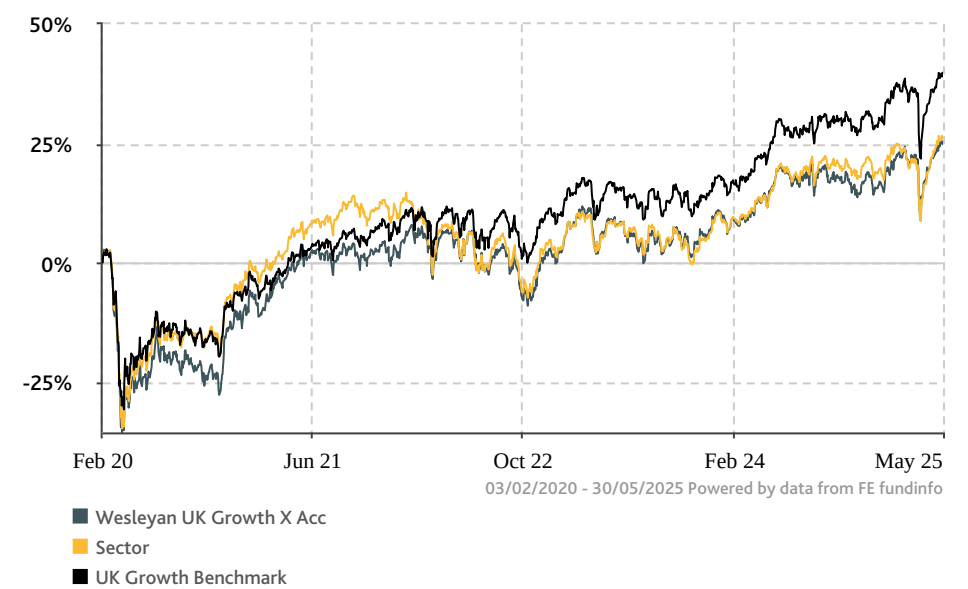
WESLEYAN UK GROWTH FUND (CLASS X) ACC

31 May 2025

FUND OBJECTIVE

The fund aims to provide capital growth over a period of at least five years. We measure the success of the fund as outperforming a benchmark over a rolling 5-year period. We do this by comparing the investment performance, after fees and charges, to a composite benchmark which reflects the current risk rating of the fund. This benchmark is a target for the fund. Invested capital is however at risk and there is no guarantee that the objective will be attained over this or any period.

FUND PERFORMANCE (AS AT 31/05/2025)



Please note that past performance is not a reliable guide to future performance and the value of your investment can go down as well as up, so you could get back less than you invested.

CUMULATIVE PERFORMANCE (AS AT 31/05/2025)

| | 1 Year | 3 Years | 5 Years | 10 Years | Since Fund Launch |
|--------------------------|--------|---------|---------|----------|-------------------|
| Wesleyan UK Growth X Acc | 5.15% | 17.71% | 57.42% | - | 64.21% |
| Sector | 6.04% | 18.94% | 50.66% | 59.20% | 69.46% |
| Quartile rank | 3 | 3 | 2 | - | - |
| UK Growth Benchmark | 9.12% | 26.09% | 65.73% | - | - |

This fund began benchmarking from 01/02/2020 and composite performance data shown is based on a 12 month period.

The table above the cumulative performance of the fund compared to the sector.

ANNUAL PERFORMANCE (AS AT 31/05/2025)

| | 31/05/2024 to 31/05/2025 | 31/05/2023 to 31/05/2024 | 31/05/2022 to 31/05/2023 | 31/05/2021 to 31/05/2022 | 31/05/2020 to 31/05/2021 |
|--------------------------|--------------------------|--------------------------|--------------------------|--------------------------|--------------------------|
| Wesleyan UK Growth X Acc | 5.15% | 14.07% | -1.86% | 4.60% | 27.86% |
| Sector | 6.04% | 13.44% | -1.13% | -1.49% | 28.60% |
| UK Growth Benchmark | 9.12% | 14.91% | 0.55% | 7.90% | 21.81% |

The table shows above the percentage growth rate (PGR) of the fund compared to the sector.

This fund began benchmarking from 01/02/2020 and performance data shown is based on a 12 month period.

Source: FE fundinfo and Wesleyan as at 31/05/2025.

Performance is on total return basis with income reinvested. Prices are bid to bid and net of annual management charges. Up to date information about fund prices can be found at www.wesleyan.co.uk.

Please note that past performance is not a reliable guide to future performance and the value of your investment can go down as well as up, so you could get back less than you invested.

WESLEYAN

FUND FACTS

| | |
|--|--|
| Fund provider: | Wesleyan Unit Trust Mgrs Ltd |
| Fund type: | Unit Trust |
| Asset class: | Equity |
| Sector: | IA UK All Companies |
| Composite benchmark: | 95% FTSE All Share Index and 5% Sterling Overnight Index Average (SONIA) interest rate benchmark |
| Citicode: | NORQ |
| ISIN code: | GB00BYNYHS32 |
| Launch date: | 06/06/2016 |
| Domicile: | United Kingdom |
| Unit type: | Accumulation |
| Total fund size (as at 31/05/2025): | £66.10m |
| Single price (as at 30/05/2025): | 541.34p |
| Yield: | 2.20% |
| Income calculated dates: | 30/06, 31/12 |
| Income paid dates: | 31/08, 28/02 |
| Annual Management Charge (AMC): | 1.00% |
| Ongoing Charges Figure (OCF) (as at 31/05/2025): | 1.17% |

Details of our product charges can be found in the Key Features Document for the relevant product on www.wesleyan.co.uk.


WESLEYAN UK GROWTH FUND (CLASS X) ACC

31 May 2025

TOP HOLDINGS (as at 31/05/2025)

| Name | % |
|--------------------------|-------|
| ASTRAZENECA PLC | 6.61% |
| SHELL PLC | 6.04% |
| HSBC HOLDINGS PLC | 5.48% |
| BAE SYSTEMS PLC | 3.23% |
| UNILEVER PLC | 3.14% |
| ROLLS-ROYCE HOLDINGS PLC | 2.86% |
| BP PLC | 2.65% |
| RELX PLC | 2.64% |
| 3I GROUP PLC | 2.26% |
| OSB GROUP PLC | 2.22% |

ASSET BREAKDOWN (as at 31/05/2025)



SECTOR BREAKDOWN (as at 31/05/2025)

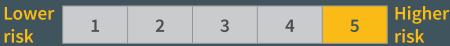


REGIONAL BREAKDOWN (as at 31/05/2025)



Due to rounding percentages may not precisely reflect the absolute figures, and some may appear as zero.

FUND RISK RATING



We rate this fund as Higher Risk/Reward. This means it is suitable for investors looking for the highest returns and who accept investing up to 100% in higher risk assets to achieve this. This means when investments are cashed in there is an increase risk that they may be worth less than the amount invested. It is likely that the value of investments will move up and down.

ABOUT FUND MANAGER



Name: Caroline Vincent
Start Date: 01/07/2021

Caroline joined Wesleyan as a Fund Manager in 2021, with previous industry experience gained from several senior fund management roles at other investment houses. She holds a degree in Economics from Thames Valley University and is an Associate of the Chartered Financial Analyst (CFA) Society of the UK. Caroline specialises in equities – with experience spanning both emerging and developed markets – and she currently manages the UK Growth Fund and Life Managed Fund.

Wesleyan Unit Trust Managers Ltd

Administration Centre: PO Box 9033, Chelmsford, CM99 2WQ, Telephone 0330 123 3813.

Registered Office: Colmore Circus, Birmingham, B4 6AR.
Telephone: 0121 200 3003.
Fax: 0121 200 2971.
Website: www.wesleyan.co.uk

Advice is provided by Wesleyan Financial Services Ltd. 'WESLEYAN' is a trading name of the Wesleyan Group of companies. Wesleyan Unit Trust Managers Ltd (Registered in England and Wales No. 2114859) is authorised and regulated by the Financial Conduct Authority. Wesleyan Financial Services Ltd. (Registered in England and Wales No 1651212) is authorised and regulated by the Financial Conduct Authority. Wesleyan Unit Trust Managers Ltd and Wesleyan Financial Services are wholly owned by Wesleyan Assurance Society which is authorised by the Prudential Regulation Authority and regulated by the Financial Conduct Authority and the Prudential Regulation Authority. Wesleyan Unit Trust Managers Ltd is also a member of The Investment Association. Telephone calls may be recorded for monitoring and training purposes. Copies of the Scheme Prospectus, Key Investor Information Documents (KIIDs) and the most recent Annual Report and Half-Yearly Report on authorised funds are available free of charge from the Administration Centre.