

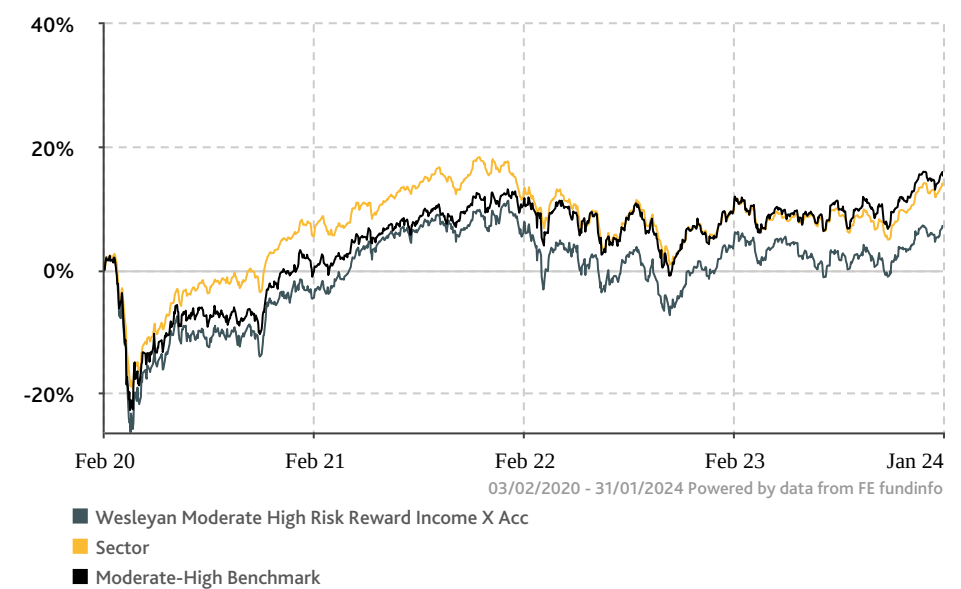
# WESLEYAN MODERATE-HIGH RISK/ REWARD INCOME FUND (CLASS X) ACC

31 January 2024

## FUND OBJECTIVE

The fund aims to provide capital/income growth over a period of at least five years. We measure the success of the fund as outperforming a benchmark over a rolling 5- year period. We do this by comparing the investment performance, after fees and charges, to a composite benchmark which reflects the current risk rating of the fund. This benchmark is a target for the fund. Invested capital is however at risk and there is no guarantee that the objective will be attained over this or any period.

## FUND PERFORMANCE (AS AT 31/01/2024)



Please note that past performance is not a reliable guide to future performance and the value of your investment can go down as well as up, so you could get back less than you invested.

## CUMULATIVE PERFORMANCE (AS AT 31/01/2024)

	1 Year	3 Years	5 Years	10 Years	Since Fund Launch
Wesleyan Moderate High Risk Reward Income X Acc	3.56%	12.42%	19.19%	-	33.15%
Sector	4.41%	8.09%	27.21%	67.97%	50.97%
Quartile rank	3	2	4	-	-
Moderate-High Benchmark	5.27%	16.62%	-	-	-

This fund began benchmarking from 01/02/2020 and composite performance data shown is based on a 12 month period.

The table above the cumulative performance of the fund compared to the sector.

## ANNUAL PERFORMANCE (AS AT 31/01/2024)

	31/01/2023 to 31/01/2024	31/01/2022 to 31/01/2023	31/01/2021 to 31/01/2022	31/01/2020 to 31/01/2021	31/01/2019 to 31/01/2020
Wesleyan Moderate High Risk Reward Income X Acc	3.56%	-2.38%	11.20%	-4.76%	11.32%
Sector	4.41%	-2.32%	5.99%	5.31%	11.76%
Moderate-High Benchmark	5.27%	-0.87%	11.75%	-	-

The table shows above the percentage growth rate (PGR) of the fund compared to the sector.

This fund began benchmarking from 01/02/2020 and performance data shown is based on a 12 month period.

Source: FE fundinfo and Wesleyan as at 31/01/2024.

Performance is on total return basis with income reinvested. Prices are bid to bid and net of annual management charges. Up to date information about fund prices can be found at [www.wesleyan.co.uk](http://www.wesleyan.co.uk). Please note that past performance is not a reliable guide to future performance and the value of your investment can go down as well as up, so you could get back less than you invested.

# WESLEYAN

## FUND FACTS

Fund provider:	Wesleyan Unit Trust Mgrs Ltd
Fund type:	Unit Trust
Asset class:	Mixed Asset
Sector:	IA Mixed Investment 40-85% Shares
Composite benchmark:	37.5% FTSE All-Share Index, 32.5% FTSE Developed World ex UK Index, 5% FTSE Emerging Markets Index, 10% FTSE Actuaries UK Conventional Gilts All Stocks Index, 10% iBoxx (Sterling) Corporates Index and 5% Sterling Overnight Index Average (SONIA) interest rate benchmark
Citicode:	MY6S
ISIN code:	GB00BYSW0S35
Launch date:	06/06/2016
Domicile:	United Kingdom
Unit type:	Accumulation
Total fund size (as at 31/01/2024):	£33.10m
Single price (as at 31/01/2024):	132.62p
Yield:	2.50%
Income calculated dates:	31/03, 30/06, 30/09, 31/12
Income paid dates:	31/05, 31/08, 30/11, 28/02
Annual Management Charge (AMC):	1.20%
Ongoing Charges Figure (OCF) (as at 31/12/2023):	1.42%

Details of our product charges can be found in the Key Features Document for the relevant product on [www.wesleyan.co.uk](http://www.wesleyan.co.uk).


# WESLEYAN MODERATE-HIGH RISK/ REWARD INCOME FUND (CLASS X) ACC

31 January 2024

## TOP HOLDINGS (as at 31/01/2024)

Name	%
NOVO NORDISK	3.33%
MICROSOFT	3.21%
UK TREASURY 3.5% 01/2045	2.62%
UNILEVER	2.11%
UK TREASURY 4.25% 12/2046	2.04%
ELEMENTIS	2.02%
DIAGEO	1.90%
RELX	1.50%
BP	1.49%
UK TREASURY 3.75% 01/2038	1.43%


## ASSET BREAKDOWN (as at 31/01/2024)



## SECTOR BREAKDOWN (as at 31/01/2024)

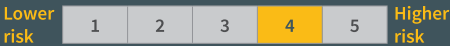


## REGIONAL BREAKDOWN (as at 31/01/2024)



Due to rounding percentages may not precisely reflect the absolute figures, and some may appear as zero.

## FUND RISK RATING



We rate this fund as Moderate-High Risk/Reward. This means it is suitable for investors looking for moderate to high returns and who accept investing mostly in higher risk assets to achieve this. This means when investments are cashed in they may be worth less than the amount invested. It is likely that the value of investments will move up and down.

## ABOUT FUND MANAGER



Name: Marc O'Sullivan  
Start Date: 01/01/2024

Marc became a Fund Manager in 2012 and since then he has been in charge of several Wesleyan funds, managing investments across asset classes and investing directly in UK and overseas equities, government and corporate bonds, and cash. He joined Wesleyan as an Investment Analyst in 2003, having graduated from the University of Birmingham with a degree in Economics. Marc has been a CFA charterholder since 2008.

## Wesleyan Unit Trust Managers Ltd

Administration Centre: PO Box 9033, Chelmsford, CM99 2WQ, Telephone 0330 123 3813.

Registered Office: Colmore Circus, Birmingham, B4 6AR.  
Telephone: 0121 200 3003.  
Fax: 0121 200 2971.

Website: [www.wesleyan.co.uk](http://www.wesleyan.co.uk)

Advice is provided by Wesleyan Financial Services Ltd. 'WESLEYAN' is a trading name of the Wesleyan Group of companies. Wesleyan Unit Trust Managers Ltd (Registered in England and Wales No. 2114859) is authorised and regulated by the Financial Conduct Authority. Wesleyan Financial Services Ltd. (Registered in England and Wales No 1651212) is authorised and regulated by the Financial Conduct Authority. Wesleyan Unit Trust Managers Ltd and Wesleyan Financial Services are wholly owned by Wesleyan Assurance Society which is authorised by the Prudential Regulation Authority and regulated by the Financial Conduct Authority and the Prudential Regulation Authority. Wesleyan Unit Trust Managers Ltd is also a member of The Investment Association. Telephone calls may be recorded for monitoring and training purposes. Copies of the Scheme Prospectus, Key Investor Information Documents (KIIDs) and the most recent Annual Report and Half-Yearly Report on authorised funds are available free of charge from the Administration Centre.