

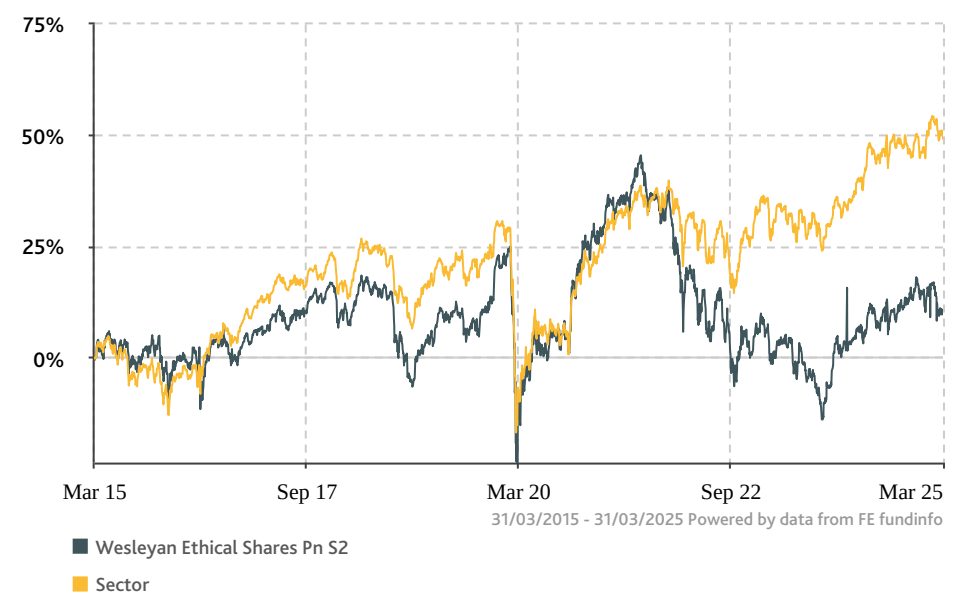
WESLEYAN ETHICAL SHARES PENSION FUND (SERIES 2)

31 March 2025

FUND OBJECTIVE

The Wesleyan Ethical Shares Fund seeks to provide capital growth over the medium to long term by investing predominantly in externally managed funds specialising in ethical investment in shares. The Fund aims to invest in one or more external funds that are most likely to deliver consistent performance over longer periods. The Fund is currently invested in the Liontrust UK Ethical Fund.

FUND PERFORMANCE (AS AT 31/03/2025)



Please note that past performance is not a reliable guide to future performance and the value of your investment can go down as well as up, so you could get back less than you invested.

CUMULATIVE PERFORMANCE (AS AT 31/03/2025)

| | 1 Year | 3 Years | 5 Years | 10 Years | Since Fund Launch |
|-------------------------------|--------|---------|---------|----------|-------------------|
| Wesleyan Ethical Shares Pn S2 | 3.63% | -7.30% | 26.85% | 10.22% | 87.27% |
| Sector | 6.46% | 12.97% | 61.34% | 49.20% | 123.59% |
| Quartile rank | 3 | 4 | 4 | 4 | - |

The table above shows the cumulative performance of the fund compared to the sector.

ANNUAL PERFORMANCE (AS AT 31/03/2025)

| | 31/03/2024 to 31/03/2025 | 31/03/2023 to 31/03/2024 | 31/03/2022 to 31/03/2023 | 31/03/2021 to 31/03/2022 | 31/03/2020 to 31/03/2021 |
|-------------------------------|--------------------------|--------------------------|--------------------------|--------------------------|--------------------------|
| Wesleyan Ethical Shares Pn S2 | 3.63% | 5.10% | -14.89% | -8.15% | 48.99% |
| Sector | 6.46% | 7.41% | -1.20% | 5.39% | 35.51% |

The table above shows the percentage growth rate (PGR) of the fund compared to the sector.

Source: FE fundinfo and Wesleyan as at 31/03/2025.

The performance figures shown include all returns net with income reinvested and after the fund charges have been deducted, including those of any underlying fund(s). Up to date information about fund prices can be found at www.wesleyan.co.uk.

WESLEYAN

FUND FACTS

| | |
|--------------------------------------|----------------------------|
| Fund provider: | Wesleyan Assurance Society |
| Fund type: | Pension Fund |
| Asset class: | Equity |
| Sector ¹ : | ABI UK All Companies |
| Citicode: | I18L |
| ISIN code: | GB00B81W1Y10 |
| Launch date: | 17/12/2012 |
| Domicile: | United Kingdom |
| Total Fund Size (as at 31/03/2025)*: | £1.41m |
| Single price (as at 31/03/2025): | 194.20p |
| Annual Management Charge (AMC)**: | 0.50% |
| Total Cost***: | 1.32% |

* Fund Size is for Series 1 and 2 of the Wesleyan Ethical Shares Pension Fund.

** The AMC is the amount that Wesleyan charge for managing the fund.

*** This Wesleyan Assurance Society fund invests in the funds of third-party fund managers. These funds have their own costs and charges and are included in the total cost figure shown above. If you opt into the Ongoing Advice Service with Wesleyan Financial Services, an additional 0.5% will apply.

¹This Fund invests in a diverse range of companies and sectors. Performance is compared to the ABI UK All Companies Sector, however, the fund manager is not bound by this index when making investment decisions. Our Sustainable Investment Policy will mean the exclusion of certain investments within the index which may lead to greater variance in the Fund's performance versus the ABI Sector. More information on our policy can be found at www.wesleyan.co.uk

Details of our product charges can be found in the Key Features Document for the relevant product on www.wesleyan.co.uk


WESLEYAN ETHICAL SHARES PENSION FUND (SERIES 2)

31 March 2025

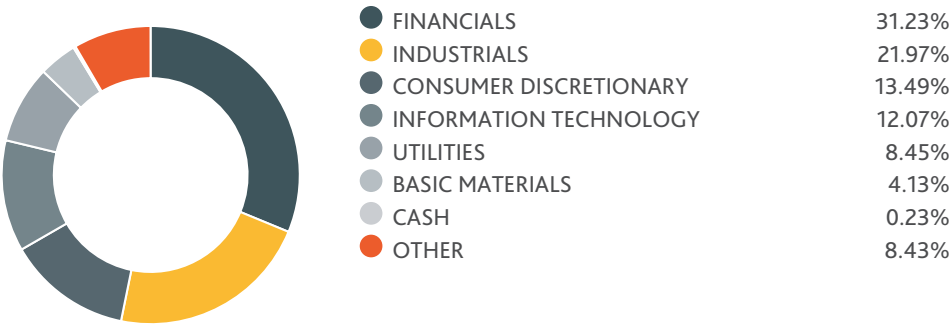
TOP HOLDINGS (as at 31/03/2025)

| Name | % |
|----------------------|--------|
| LIONTRUST UK ETHICAL | 99.90% |

ASSET BREAKDOWN (as at 31/03/2025)



SECTOR BREAKDOWN (as at 31/03/2025)



REGIONAL BREAKDOWN (as at 31/03/2025)



Due to rounding percentages may not precisely reflect the absolute figures, and some may appear as zero.

FUND RISK RATING

| | | | | | | |
|------------|---|---|---|---|---|-------------|
| Lower risk | 1 | 2 | 3 | 4 | 5 | Higher risk |
|------------|---|---|---|---|---|-------------|

We rate this fund as Higher Risk/Reward. This means it is suitable for investors looking for the highest returns and who accept investing up to 100% in higher risk assets to achieve this. This means when investments are cashed in there is an increase risk that they may be worth less than the amount invested. It is likely that the value of investments will move up and down.

ABOUT FUND MANAGER



Name: Nikesh Patel
Start Date: 01/01/2024

Nikesh joined Wesleyan in 2014, after attaining a master's degree in Mathematics at the University of Birmingham in 2013. His first role at Wesleyan was as an Investment Analyst primarily researching UK and international companies. Nikesh has been a CFA charterholder since 2018. In early 2024, he became a Fund Manager and is responsible for selecting and monitoring the external funds held within the Wesleyan life and pension product range.

Head Office
Wesleyan Assurance Society
Colmore Circus
Birmingham B4 6AR
Tel: 0345 351 2352
Fax: 0121 200 2971
Website: www.wesleyan.co.uk

Advice is provided by Wesleyan Financial Services Ltd. 'WESLEYAN' is a trading name of the Wesleyan Group of companies. Wesleyan Financial Services Ltd (Registered in England and Wales No. 1651212) is authorised and regulated by the Financial Conduct Authority and is wholly owned by Wesleyan Assurance Society. Wesleyan Assurance Society is authorised by the Prudential Regulation Authority and regulated by the Financial Conduct Authority and the Prudential Regulation Authority. Incorporated in England and Wales by Private Act of Parliament (No. ZC145). Registered Office: Colmore Circus, Birmingham B4 6AR. Telephone calls may be recorded for monitoring and training purposes.