

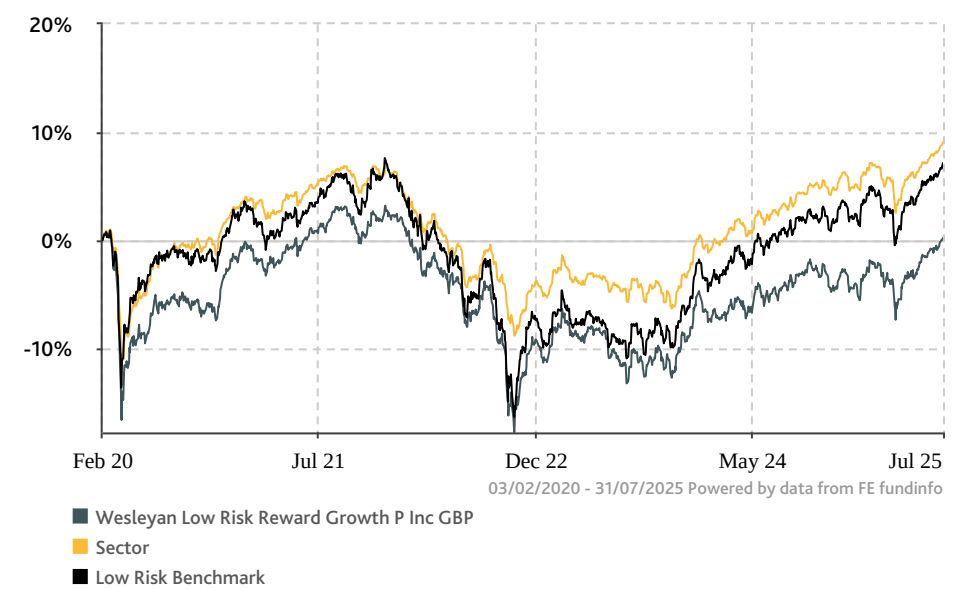
WESLEYAN LOW RISK/REWARD GROWTH FUND (CLASS P) INC

31 July 2025

FUND OBJECTIVE

The fund aims to provide capital growth over a period of at least five years. We measure the success of the fund as outperforming a benchmark over a rolling 5-year period. We do this by comparing the investment performance, after fees and charges, to a composite benchmark which reflects the current risk rating of the fund. This benchmark is a target for the fund. Invested capital is however at risk and there is no guarantee that the objective will be attained over this or any period.

FUND PERFORMANCE (AS AT 31/07/2025)



Please note that past performance is not a reliable guide to future performance and the value of your investment can go down as well as up, so you could get back less than you invested.

CUMULATIVE PERFORMANCE (AS AT 31/07/2025)

	1 Year	3 Years	5 Years	10 Years	Since Fund Launch
Wesleyan Low Risk Reward Growth P Inc GBP	3.89%	5.27%	6.42%	-	19.94%
Sector	5.29%	10.90%	10.15%	29.64%	27.73%
Quartile rank	4	4	4	-	-
Low Risk Benchmark	5.32%	9.73%	8.90%	-	-

This fund began benchmarking from 01/02/2020 and composite performance data shown is based on a 12 month period.

The table above the cumulative performance of the fund compared to the sector.

ANNUAL PERFORMANCE (AS AT 31/07/2025)

	31/07/2024 to 31/07/2025	31/07/2023 to 31/07/2024	31/07/2022 to 31/07/2023	31/07/2021 to 31/07/2022	31/07/2020 to 31/07/2021
Wesleyan Low Risk Reward Growth P Inc GBP	3.89%	7.66%	-5.88%	-6.53%	8.16%
Sector	5.29%	7.58%	-2.09%	-7.15%	6.97%
Low Risk Benchmark	5.32%	10.22%	-5.47%	-6.99%	6.70%

The table shows above the percentage growth rate (PGR) of the fund compared to the sector.

This fund began benchmarking from 01/02/2020 and performance data shown is based on a 12 month period.

Source: FE fundinfo and Wesleyan as at 31/07/2025.

Performance is on total return basis with income reinvested. Prices are bid to bid and net of annual management charges. Up to date information about fund prices can be found at www.wesleyan.co.uk. Please note that past performance is not a reliable guide to future performance and the value of your investment can go down as well as up, so you could get back less than you invested.

WESLEYAN

FUND FACTS

Fund provider:	Wesleyan Unit Trust Mgrs Ltd
Fund type:	Unit Trust
Asset class:	Mixed Asset
Sector:	IA Mixed Investment 0-35% Shares
Composite benchmark:	15% FTSE All-Share Index, 15% FTSE Developed World ex UK Index, 32.5% FTSE Actuaries UK Conventional Gilts All Stocks Index, 32.5% iBoxx (Sterling) Corporates Index and 5% Sterling Overnight Index Average (SONIA) interest rate benchmark

Citicode:	BRTXA
ISIN code:	GB00BT3FCZ38
Launch date:	06/02/2025
Domicile:	United Kingdom
Unit type:	Income
Total fund size (as at 31/07/2025):	£31.70m
Single price (as at 31/07/2025):	101.65p
Yield:	1.20%
Income calculated dates:	30/06, 31/12
Income paid dates:	31/08, 28/02
Annual Management Charge (AMC):	0.70%
Ongoing Charges Figure (OCF) (as at 31/07/2025):	0.84%

Details of our product charges can be found in the Key Features Document for the relevant product on www.wesleyan.co.uk.

WESLEYAN LOW RISK/REWARD GROWTH FUND (CLASS P) INC

31 July 2025

TOP HOLDINGS (as at 31/07/2025)

Name	%
GOVERNMENT OF UNITED KINGDOM 4.5% 07-SEP-2034	3.97%
GOVERNMENT OF UNITED KINGDOM 3.75% 22-OCT-2053	3.36%
GOVERNMENT OF UNITED KINGDOM 4.25% 07-MAR-2036	2.35%
GOVERNMENT OF UNITED KINGDOM 4.75% 07-DEC-2030	2.00%
GOVERNMENT OF UNITED KINGDOM 4.25% 07-DEC-2027	1.79%
GOVERNMENT OF UNITED KINGDOM 4.25% 07-JUN-2032	1.61%
GOVERNMENT OF UNITED KINGDOM 4.75% 22-OCT-2043	1.52%
GOVERNMENT OF UNITED KINGDOM 3.75% 29-JAN-2038	1.43%
GOVERNMENT OF UNITED KINGDOM 4.25% 07-DEC-2049	1.37%
CLOSE BROTHERS FINANCE PLC 2.75% 19-OCT-2026	1.26%


ASSET BREAKDOWN (as at 31/07/2025)



SECTOR BREAKDOWN (as at 31/07/2025)

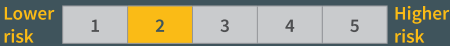


REGIONAL BREAKDOWN (as at 31/07/2025)



Due to rounding percentages may not precisely reflect the absolute figures, and some may appear as zero.

FUND RISK RATING



We rate this fund as Low Risk/Reward. This means that is suitable for investors who are looking for better returns than cash based investments that aim to beat inflation and accept investing a portion of their money in higher risk assets to achieve this. This means when investments are cashed in they may be worth less than the amount invested.

ABOUT FUND MANAGER



Name: Rahul Kalia
Start Date: 01/12/2024

Rahul became a Fund Manager in 2015, and made global fixed income his specialism. In a career spanning over 20 years, he also gained experience working in an occupational pension scheme, a large asset management company, and an investment bank. Rahul joined Wesleyan in 2024, and holds a Master's degree in Chemical Engineering from the Imperial College London.

Wesleyan Unit Trust Managers Ltd

Administration Centre: PO Box 9033, Chelmsford, CM99 2WQ, Telephone 0330 123 3813.

Registered Office: Colmore Circus, Birmingham, B4 6AR.
Telephone: 0121 200 3003.
Fax: 0121 200 2971.

Website: www.wesleyan.co.uk

Advice is provided by Wesleyan Financial Services Ltd. 'WESLEYAN' is a trading name of the Wesleyan Group of companies. Wesleyan Unit Trust Managers Ltd (Registered in England and Wales No. 2114859) is authorised and regulated by the Financial Conduct Authority. Wesleyan Financial Services Ltd. (Registered in England and Wales No 1651212) is authorised and regulated by the Financial Conduct Authority. Wesleyan Unit Trust Managers Ltd and Wesleyan Financial Services are wholly owned by Wesleyan Assurance Society which is authorised by the Prudential Regulation Authority and regulated by the Financial Conduct Authority and the Prudential Regulation Authority. Wesleyan Unit Trust Managers Ltd is also a member of The Investment Association. Telephone calls may be recorded for monitoring and training purposes. Copies of the Scheme Prospectus, Key Investor Information Documents (KIIDs) and the most recent Annual Report and Half-Yearly Report on authorised funds are available free of charge from the Administration Centre.