

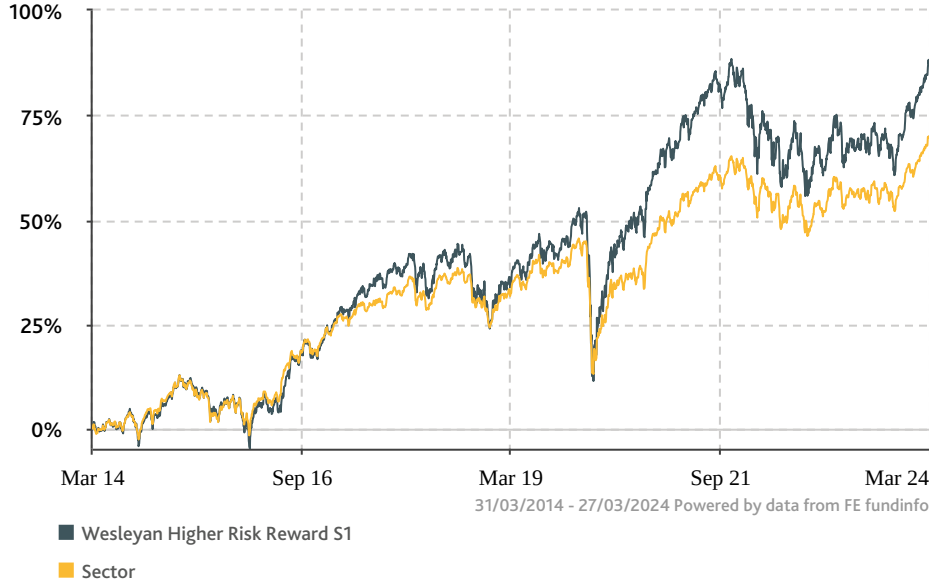
WESLEYAN HIGHER RISK/REWARD FUND

31 March 2024

FUND OBJECTIVE

The Wesleyan Higher Risk/Reward Fund aims to provide capital growth over a medium to long term period by investing in UK and International shares, fixed interest stocks, property, cash and other related investments. This exposure will be achieved by investing in a range of other internal Wesleyan funds which may be invested in a range of externally managed funds.

FUND PERFORMANCE (AS AT 31/03/2024)



Please note that past performance is not a reliable guide to future performance and the value of your investment can go down as well as up, so you could get back less than you invested.

CUMULATIVE PERFORMANCE (AS AT 31/03/2024)

	1 Year	3 Years	5 Years	10 Years	Since Fund Launch
Wesleyan Higher Risk Reward S1	12.23%	11.24%	39.20%	87.47%	144.08%
Sector	9.72%	12.04%	28.51%	70.20%	111.50%
Quartile rank	1	3	1	2	-

The table above shows the cumulative performance of the fund compared to the sector.

ANNUAL PERFORMANCE (AS AT 31/03/2024)

	31/03/2023 to 31/03/2024	31/03/2022 to 31/03/2023	31/03/2021 to 31/03/2022	31/03/2020 to 31/03/2021	31/03/2019 to 31/03/2020
Wesleyan Higher Risk Reward S1	12.23%	-5.08%	4.42%	42.77%	-12.35%
Sector	9.72%	-3.02%	5.29%	28.36%	-10.64%

The table above shows the percentage growth rate (PGR) of the fund compared to the sector.

Source: FE fundinfo and Wesleyan as at 31/03/2024.

The performance figures shown are net of all charges, with income reinvested, except for 0.2% of the AMC that is deducted directly from the underlying plan. Therefore, actual returns received will be lower than shown. Up to date information about fund prices can be found at www.wesleyan.co.uk

WESLEYAN

FUND FACTS

Fund provider:	Wesleyan Assurance Society
Fund type:	Life Fund
Asset class:	Mixed Asset
Sector ¹ :	ABI Flexible Investment
Citicode:	0X65
ISIN code:	GB00B4PHBB10
Launch date:	09/01/2012
Domicile:	United Kingdom
Total Fund Size (as at 31/03/2024)*:	£5.43m
Single price (as at 27/03/2024):	251.40p
Annual Management Charge (AMC)**:	0.90%
Total Cost***:	1.65%

* Fund Size is for the Wesleyan Higher Risk/Reward Life Fund.

** The AMC is the amount that Wesleyan charge for managing the fund.

*** This Wesleyan Assurance Society fund invests in the funds of third-party fund managers. These funds have their own costs and charges and are included in the total cost figure shown above. If you opt into the Ongoing Advice Service with Wesleyan Financial Services, an additional 0.5% will apply.

Details of our product charges can be found in the Key Features Document for the relevant product on www.wesleyan.co.uk

WESLEYAN HIGHER RISK/REWARD FUND

31 March 2024

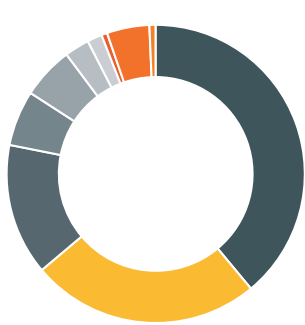
TOP HOLDINGS

(as at 31/03/2024)

Name	%
WESLEYAN NORTH AMERICAN FUND	39.15%
WESLEYAN UK SHARES FUND	24.95%
WESLEYAN EUROPEAN SHARES FUND	14.40%
WESLEYAN ASIAN (EX JAPAN) FUND	6.58%
WESLEYAN JAPANESE SHARES FUND	6.06%
WESLEYAN GOVERNMENT BOND FUND	2.89%
WESLEYAN CORPORATE BOND FUND	2.16%

ASSET BREAKDOWN

(as at 31/03/2024)



US EQUITIES	38.97%
UK EQUITIES	24.88%
EUROPEAN (EX UK) EQUITIES	14.27%
JAPANESE EQUITIES	6.02%
ASIA PACIFIC (EX JAPAN) EQUITIES	5.64%
UK GOVERNMENT BONDS	2.70%
UK CORPORATE BONDS	1.60%
GLOBAL EMERGING MARKET EQUITIES	0.62%
CASH	4.61%
OTHER	0.68%

SECTOR BREAKDOWN

(as at 31/03/2024)



INFORMATION TECHNOLOGY	15.07%
FINANCIALS	14.66%
INDUSTRIALS	13.50%
HEALTH CARE	10.45%
CONSUMER DISCRETIONARY	8.92%
CONSUMER STAPLES	7.31%
BASIC MATERIALS	5.13%
FIXED INTEREST	2.87%
UTILITIES	1.02%
CASH	4.97%
OTHER	16.09%

REGIONAL BREAKDOWN

(as at 31/03/2024)



NORTH AMERICA	39.04%
UNITED KINGDOM	29.22%
EUROPE (EX UK)	14.73%
JAPAN	6.02%
PACIFIC BASIN	4.86%
INDIAN SUB-CONTINENT	1.06%
SOUTH AMERICA	0.29%
AFRICA	0.06%
AUSTRALIA	0.05%
CASH	4.56%
OTHER	0.11%


Due to rounding percentages may not precisely reflect the absolute figures, and some may appear as zero.

FUND RISK RATING

Lower risk 1 2 3 4 5 Higher risk

We rate this fund as Higher Risk/Reward. This means it is suitable for investors looking for the highest returns and who accept investing up to 100% in higher risk assets to achieve this. This means when investments are cashed in there is an increase risk that they may be worth less than the amount invested. It is likely that the value of investments will move up and down.

ABOUT FUND MANAGER



Name: Nikesh Patel

Start Date: 01/01/2024

Nikesh joined Wesleyan in 2014, after attaining a master's degree in Mathematics at the University of Birmingham in 2013. His first role at Wesleyan was as an Investment Analyst primarily researching UK and international companies. Nikesh has been a CFA charterholder since 2018. In early 2024, he became a Fund Manager and is responsible for selecting and monitoring the external funds held within the Wesleyan life and pension product range.

Head Office

Wesleyan Assurance Society

Colmore Circus

Birmingham B4 6AR

Tel: 0345 351 2352

Fax: 0121 200 2971

Website: www.wesleyan.co.uk

Advice is provided by Wesleyan Financial Services Ltd. 'WESLEYAN' is a trading name of the Wesleyan Group of companies. Wesleyan Financial Services Ltd (Registered in England and Wales No. 1651212) is authorised and regulated by the Financial Conduct Authority and is wholly owned by Wesleyan Assurance Society. Wesleyan Assurance Society is authorised by the Prudential Regulation Authority and regulated by the Financial Conduct Authority and the Prudential Regulation Authority. Incorporated in England and Wales by Private Act of Parliament (No. ZC145). Registered Office: Colmore Circus, Birmingham B4 6AR. Telephone calls may be recorded for monitoring and training purposes.