

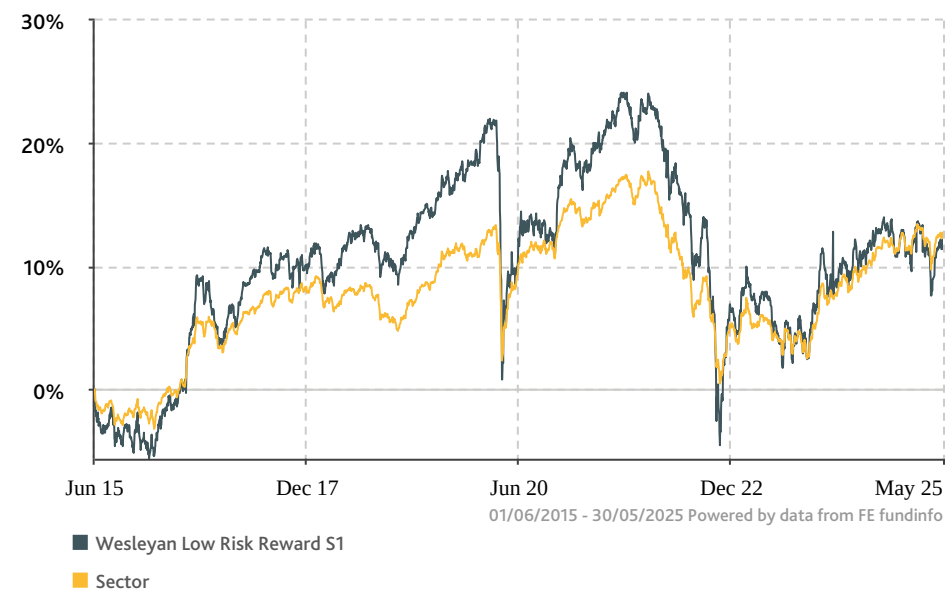
WESLEYAN LOW RISK/REWARD FUND

31 May 2025

FUND OBJECTIVE

The Wesleyan Low Risk/Reward Fund aims to provide capital growth over a medium to long term period by investing in UK and International shares, fixed interest stocks, property, cash and other related investments.

FUND PERFORMANCE (AS AT 31/05/2025)



Please note that past performance is not a reliable guide to future performance and the value of your investment can go down as well as up, so you could get back less than you invested.

CUMULATIVE PERFORMANCE (AS AT 31/05/2025)

| | 1 Year | 3 Years | 5 Years | 10 Years | Since Fund Launch |
|-----------------------------|--------|---------|---------|----------|-------------------|
| Wesleyan Low Risk Reward S1 | 2.15% | -2.59% | -0.07% | 12.10% | 40.45% |
| Sector | 3.68% | 2.59% | 2.31% | 12.65% | 35.22% |
| Quartile rank | 4 | 4 | 3 | 3 | - |

The table above shows the cumulative performance of the fund compared to the sector.

ANNUAL PERFORMANCE (AS AT 31/05/2025)

| | 31/05/2024 to 31/05/2025 | 31/05/2023 to 31/05/2024 | 31/05/2022 to 31/05/2023 | 31/05/2021 to 31/05/2022 | 31/05/2020 to 31/05/2021 |
|-----------------------------|--------------------------|--------------------------|--------------------------|--------------------------|--------------------------|
| Wesleyan Low Risk Reward S1 | 2.15% | 4.80% | -9.01% | -4.37% | 7.28% |
| Sector | 3.68% | 4.35% | -5.17% | -4.49% | 4.42% |

The table above shows the percentage growth rate (PGR) of the fund compared to the sector.

Source: FE fundinfo and Wesleyan as at 31/05/2025.

The performance figures shown are net of all charges, with income reinvested, except for 0.2% of the AMC that is deducted directly from the underlying plan. Therefore, actual returns received will be lower than shown. Up to date information about fund prices can be found at www.wesleyan.co.uk

WESLEYAN

FUND FACTS

| | |
|--------------------------------------|-----------------------------------|
| Fund provider: | Wesleyan Assurance Society |
| Fund type: | Life Fund |
| Asset class: | Mixed Asset |
| Sector ¹ : | ABI Mixed Investment 0-35% Shares |
| Citicode: | 0X61 |
| ISIN code: | GB00B44WSL66 |
| Launch date: | 09/01/2012 |
| Domicile: | United Kingdom |
| Total Fund Size (as at 31/05/2025)*: | £21.97m |
| Single price (as at 30/05/2025): | 142.70p |
| Annual Management Charge (AMC)**: | 1.20% |
| Total Cost***: | 1.20% |

* Fund Size is for the Wesleyan Low Risk/ Reward Life Fund.

** The AMC is the amount that Wesleyan charge for managing the fund.

*** If you opt into the Ongoing Advice Service with Wesleyan Financial Services, an additional 0.5% will apply.

Details of our product charges can be found in the Key Features Document for the relevant product on www.wesleyan.co.uk

WESLEYAN LOW RISK/REWARD FUND

31 May 2025


TOP HOLDINGS (as at 31/05/2025)

| Name | % |
|--|-------|
| GOVERNMENT OF UNITED KINGDOM 3.75% 22-OCT-2053 | 4.49% |
| GOVERNMENT OF UNITED KINGDOM 4.5% 07-SEP-2034 | 3.97% |
| GOVERNMENT OF UNITED KINGDOM 4.75% 07-DEC-2030 | 2.72% |
| GOVERNMENT OF UNITED KINGDOM 4.25% 07-MAR-2036 | 2.13% |
| GOVERNMENT OF UNITED KINGDOM 4.75% 22-OCT-2043 | 2.08% |
| GOVERNMENT OF UNITED KINGDOM 3.75% 22-JUL-2052 | 1.72% |
| GOVERNMENT OF UNITED KINGDOM 4.25% 07-JUN-2032 | 1.31% |
| GOVERNMENT OF UNITED KINGDOM 0.5% 31-JAN-2029 | 1.17% |
| MARSTON'S ISSUER PLC 5.177% 15-APR-2027 | 1.14% |
| GOVERNMENT OF UNITED KINGDOM 6.0% 07-DEC-2028 | 1.13% |


ASSET BREAKDOWN (as at 31/05/2025)



SECTOR BREAKDOWN (as at 31/05/2025)

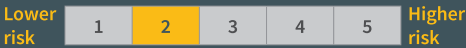


REGIONAL BREAKDOWN (as at 31/05/2025)



Due to rounding percentages may not precisely reflect the absolute figures, and some may appear as zero.

FUND RISK RATING



We rate this fund as Low Risk/Reward. This means that is suitable for investors who are looking for better returns than cash based investments that aim to beat inflation and accept investing a portion of their money in higher risk assets to achieve this. This means when investments are cashed in they may be worth less than the amount invested.

ABOUT FUND MANAGER



Name: Rahul Kalia
Start Date: 01/12/2024

Rahul became a Fund Manager in 2015, and made global fixed income his specialism. In a career spanning over 20 years, he also gained experience working in an occupational pension scheme, a large asset management company, and an investment bank. Rahul joined Wesleyan in 2024, and holds a Master's degree in Chemical Engineering from the Imperial College London.

Head Office
Wesleyan Assurance Society
Colmore Circus
Birmingham B4 6AR
Tel: 0345 351 2352
Fax: 0121 200 2971
Website: www.wesleyan.co.uk

Advice is provided by Wesleyan Financial Services Ltd. 'WESLEYAN' is a trading name of the Wesleyan Group of companies. Wesleyan Financial Services Ltd (Registered in England and Wales No. 1651212) is authorised and regulated by the Financial Conduct Authority and is wholly owned by Wesleyan Assurance Society. Wesleyan Assurance Society is authorised by the Prudential Regulation Authority and regulated by the Financial Conduct Authority and the Prudential Regulation Authority. Incorporated in England and Wales by Private Act of Parliament (No. ZC145). Registered Office: Colmore Circus, Birmingham B4 6AR. Telephone calls may be recorded for monitoring and training purposes.