

May 2023

The fund is invested in the Standard Life Investments European Smaller Companies Fund which aims to provide long term growth by investing predominantly in the shares of smaller companies listed on European stock markets, including the UK. The fund is actively managed by our investment team, who will select stocks to try to take advantage of opportunities they have identified.

The value of investments within the fund can fall as well as rise and is not guaranteed - you may get back less than you pay in. The Fund and its holdings may use derivatives for the purpose of efficient portfolio management, reduction of risk or to meet its respective investment objective if this is permitted and appropriate. The euro value of overseas assets held in the fund may rise and fall as a result of exchange rate fluctuations.

Standard Life  
Ireland  
Investment  
Fund

Equity Fund

Monthly

Standard Life Launch Date	08/08/2007
Standard Life Fund Size (30/04/2023)	€184.2m
Base Currency	EUR
Volatility Rating (0-7)	6
Fund Manager(s)	Andrew Paisley


Annual Management Charge	1.50%
--------------------------	-------

A decision to invest should not be based on the information within this document. Please talk to your financial adviser for more information or if you need an explanation of the terms.

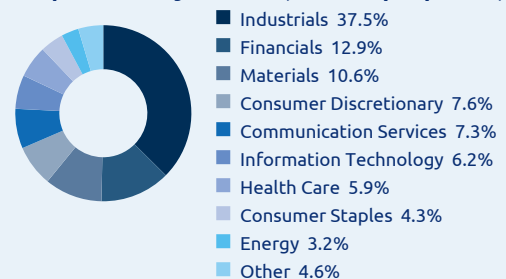
## Fund Information \*

Source: FE fundinfo

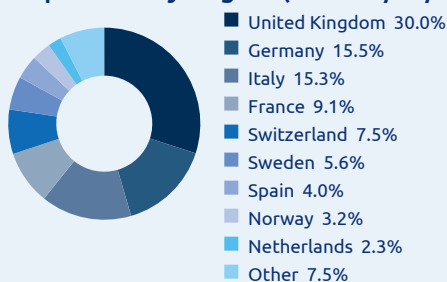
### Composition by Asset (as at 28/04/2023)



### Composition by Sector (as at 28/04/2023)



### Composition by Region (as at 28/04/2023)



### Top 10 Holdings (as at 28/04/2023)

Name	Fund (%)
DIPLOMA	4.6
CTS EVENTIM	4.3
ADDTECH AB B SHARES	4.2
AZIMUT HOLDING	4.2
FINECOBANK	4.0
KOMAX HOLDING	3.9
MORGAN SINDALL	3.6
GRAFTON	3.3
BORREGAARD	3.2
INTERPARFUMS	3.2
<b>Total</b>	<b>38.5</b>

## Fund Performance \*

### Year on Year

Source: FE fundinfo

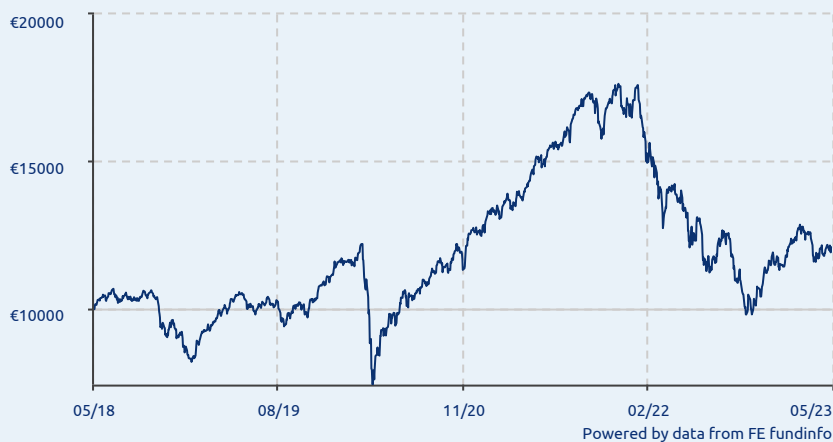
	Year to 30/04/2023 (%)	Year to 30/04/2022 (%)	Year to 30/04/2021 (%)	Year to 30/04/2020 (%)	Year to 30/04/2019 (%)
Standard Life European Smaller Companies	-9.8	-11.7	54.5	-6.4	4.7

### Cumulative Performance

Source: FE fundinfo

	1 Month (%)	3 Months (%)	YTD (%)	1 Year (%)	3 Years (% p.a)	5 Years (% p.a)	S/L (% p.a)
Standard Life European Smaller Companies	0.5	-2.2	5.8	-9.8	7.2	3.8	8.0

### Growth of €10,000 to 28/04/2023



■ Standard Life European Smaller Companies

Performance is net of 1.50% Annual Management Charge (AMC), gross of taxes. Your AMC may be different, please talk to your financial adviser or contact us for more information.

**Warning: Past performance is not a reliable guide to future performance**  
**Warning: The value of this investment may go down as well as up**  
**Warning: This investment may be affected by changes in currency exchange rates**  
**Warning: If you invest in this fund you may lose some or all of the money you invest**

#### Definition:

S/L - (Since Launch)

Cash and Other - may include bank and building society deposits, other money market instruments such as Certificates of Deposits (CDs), Floating Rate Notes (FRNs) including Asset Backed Securities (ABSs), Money Market Funds and allowances for tax, dividends and interest due if appropriate.

Volatility rating - Indicates how much the fund price might move compared to other funds. The higher the volatility rating, the less stable the fund price is likely to be. You can use this to help you choose between funds with different volatility ratings. The volatility ratings of our funds are calculated using the European Security and Markets Authority (ESMA) guidelines, which use a seven point scale to rate funds based on their five year annualised volatilities. Higher volatility ratings typically mean greater potential investment returns over the longer term. But high volatility funds can suddenly fall or rise in value. Volatility ratings are regularly reviewed and may change over time.

## Key Risks

Below we document the specific or heightened risks applicable to this fund rather than an exhaustive list.

**Equities Risk** - The fund invests in equities and equity related securities. These are sensitive to variations in the stock market which can be volatile and change substantially in short periods of time.

**Counterparty risk** - The insolvency of any institutions providing services such as safekeeping of assets or acting as counterparty to derivatives or other instruments, may expose the fund to financial loss.

**Liquidity risk** - Liquidity risk occurs when the relevant market is inefficient and it may not be possible to initiate a transaction or liquidate a position at an advantageous time or price.

**Smaller Companies** - The shares of smaller companies may be less liquid and more volatile than those of larger companies.

A concentrated portfolio may be more volatile and less liquid than a more broadly diversified one. The funds investments are concentrated in a particular region, country or sector.

**Use of Derivatives** - The fund can use derivatives in order to meet its investment objective or to protect from price and currency movements. This may result in gains or losses that are greater than the original amount invested. Derivatives are financial instruments which derive their value from an underlying asset, such as a company share or a bond, and are used routinely in global financial markets. Used correctly, derivatives offer an effective and cost-efficient way of investing in financial markets. However, derivatives can lead to increased volatility of returns in a fund, thus requiring a robust and extensive risk management process. Some derivatives give rise to increased potential for loss where the fund's counterparty defaults in meeting its payment obligations. The fund does make extensive use of derivatives.

## How ESG is integrated into the investment strategy of the fund

The Fund is classified as Article 8 under the EU's Sustainable Finance Disclosure Regulation ("SFDR"). Article 8 funds are those that promote social and/or environmental characteristics, invest in companies that follow good governance, give binding commitments but do not have a sustainable investment objective.

SFDR Pre-contractual document

[https://www.standardlife.ie/dam/Global-blueprint/Geo-IE/Standardlife\\_IE/IE-PDFs/pre-contractual-standard-life-european-smaller-companies.pdf](https://www.standardlife.ie/dam/Global-blueprint/Geo-IE/Standardlife_IE/IE-PDFs/pre-contractual-standard-life-european-smaller-companies.pdf)

abrdrn's Sustainable Investment Approach

<https://www.abrdn.com/docs?editionid=9c19e467-3099-4eea-a383-de956ac5d15e>

abrdrn's ESG integration requires, in addition to its inclusion in the investment decision making process, appropriate monitoring of sustainability considerations in risk management, portfolio monitoring, engagement and stewardship activities. abrdrn also engages with policymakers on ESG and stewardship matters. Combining the integration of sustainability risks and opportunities with broader monitoring and engagement activities may affect the value of investments and therefore returns. Further information on abrdrn's ESG integration approaches by asset classes can be found at <https://www.abrdn.com/europe/sustainable-investing>.

Important information: Applying ESG and sustainability criteria in the investment process may result in the exclusion of securities in which the Fund might otherwise invest. Such securities could be part of the benchmark against which the Fund is managed, or be within the universe of potential investments. This may have a positive or negative impact on performance and may mean that the Fund's performance profile differs to that of funds which are managed against the same benchmark or invest in a similar universe of potential investments but without applying ESG or sustainability criteria. Furthermore, the lack of common or harmonised definitions and labels regarding ESG and sustainability criteria may result in different approaches by managers when integrating ESG and sustainability criteria into investment decisions. This means that it may be difficult to compare funds with ostensibly similar objectives and that these funds will employ different security selection and exclusion criteria. Consequently, the performance profile of otherwise similar funds may deviate more substantially than might otherwise be expected. Additionally, in the absence of common or harmonised definitions and labels, a degree of subjectivity is required and this will mean that a fund may invest in a security that another manager or an investor would not.

\*Any data contained herein which is attributed to a third party ("Third Party Data") is the property of (a) third party supplier(s) (the "Owner") and is licensed for use by Standard Life. Third Party Data may not be copied or distributed. Third Party Data is provided "as is" and is not warranted to be accurate, complete or timely. To the extent permitted by applicable law, none of the Owner, Standard Life or any other third party (including any third party involved in providing and/or compiling Third Party Data) shall have any liability for Third Party Data or for any use made of Third Party Data. Past performance is no guarantee of future results. Neither the Owner nor any other third party sponsors, endorses or promotes the fund or product to which Third Party Data relates.

[www.standardlife.ie](http://www.standardlife.ie)

Standard Life

90 St. Stephen's Green, Dublin 2  
(01) 639 7000

[customerservice@standardlife.ie](mailto:customerservice@standardlife.ie)

Standard Life International dac is regulated by the Central Bank of Ireland. Standard Life International dac is a designated activity company limited by shares and registered in Dublin, Ireland (408507) at 90 St Stephen's Green, Dublin 2. D02 F653

Calls may be monitored and/or recorded to protect both you and us and help with our training. Call charges will vary.

[www.standardlife.ie](http://www.standardlife.ie)

© 2022 Standard Life. All rights reserved.

FFS Q2

May 23