

This is a marketing communication. Please refer to the prospectus of the UCITS and to the KIID / KID before making any final investment decisions.

SARASIN

SARASIN IE MULTI ASSET - DYNAMIC (GBP) A ACC

Factsheet | 30 April 2026

FUND AIM

The Fund seeks to achieve capital growth and income over the long-term with a lower risk profile than equity market alternatives through investment in a range of asset classes including between 40-80% in shares of companies from around the world. The fund is actively managed. The comparator benchmarks for the fund are referenced in the Fund Information section below. They have been selected because the Investment Manager and the Manager believe that the benchmarks are a suitable comparison for performance purposes given the fund's investment objective and policy. However the Investment Manager has discretion to deviate from the benchmarks' constituents and weightings, subject to the fund's investment objective, policy and internal risk guidelines. While the benchmark indices are used as a performance comparison, portfolio construction is not constrained by them, and holdings may differ materially from those of the benchmarks.

FUND INFORMATION

Price	£108.77
Fund Size	£495.39m
ISIN	IE00B5TYT775
SEDOL	B5TYT77
CitiCode	KLV5
Fund Structure	Unit Trust
Management Company	Waystone Management Company (IE) Limited
	Ireland
Domicile	British Pound
Base/Share Class Currency	50% MSCI AC World Daily (NTR); 15% ICE BofA Stg Corporate & Collateralized Index; 15% ICE BofA UK Gilts All Stocks; 10% MSCI AC World 100% Hedged to GBP; 5% BoE SONIA; 5% BoE SONIA +2%
Benchmark	IA Mixed Investment 40-85% Shares
Sector	
Fund Manager(s)	Alastair Baker, Phil Collins, Michael Jervis, Tom Kynge
Launch Date	01/01/1988
Share Class Launch date	01/01/1988
For Sale In	United Kingdom, Guernsey, Ireland, Jersey, South Africa
OCF	1.73%
XD Dates	01/01, 01/07
Distribution Dates	27/01, 27/07

The investment which is promoted concerns the acquisition of units in a fund, and not in a given underlying asset owned by the fund.

FUND STATISTICS

Alpha **-0.39**

RATINGS

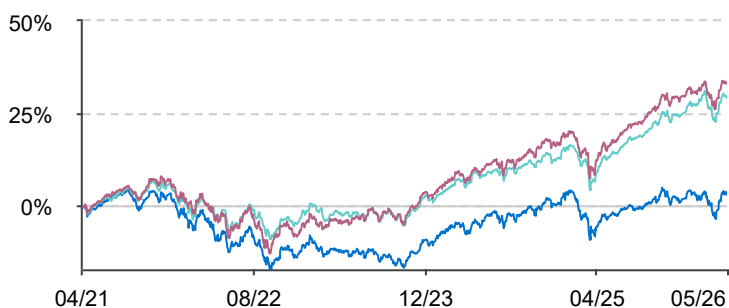
Dynamic Planner Rating



YIELD INFORMATION

Fund Dividend Yield **1.64%**

FUND PERFORMANCE



● Fund ● Sector ● Benchmark

CUMULATIVE

	1m	3m	YTD	1yr	3yr	5yr	Since Launch
Fund	6.75%	0.14%	0.99%	8.64%	17.08%	3.12%	1167.78%
Sector	4.97%	1.54%	3.19%	17.84%	31.92%	29.29%	
Benchmark	4.32%	2.16%	2.97%	17.97%	38.76%	33.43%	1941.84%

ANNUALISED GROWTH RATE

	3yr (ann)	5yr (ann)	Since Launch (ann)
Fund	5.40%	0.62%	6.85%
Sector	9.67%	5.27%	
Benchmark	11.54%	5.94%	8.19%

DISCRETE RETURNS - 12 MONTHS ENDING 31 March 2026

	0-12m	12-24m	24-36m	36-48m	48-60m
Fund	0.21%	1.02%	8.63%	-10.93%	1.04%
Sector	11.05%	3.33%	10.16%	-4.54%	5.23%
Benchmark	12.35%	4.10%	13.74%	-6.04%	4.89%

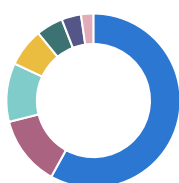
Performance is provided net of fees. **Past performance does not predict future returns.** Performance is calculated in GBP on the basis of net asset values (NAV) and dividends reinvested.

Source: Sarasin & Partners LLP and FE FundInfo as at 30/04/2026

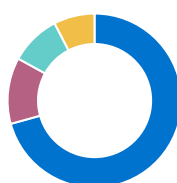
Source: Sarasin & Partners LLP and FE FundInfo. Annualised Growth Rate (AGR) is the increase or decrease in value of an investment, expressed as a percentage per year. The benchmark of this fund has changed over time. Please visit www.sarasinandpartners.com/docs/global/benchmarkhistory for a full history. The index data referenced is the property of third party providers and has been licensed for use by us. Our third party providers accept no liability in connection with its use. See our website for a full copy of our index disclaimers: <https://sarasinandpartners.com/important-information>. Accumulation share class dividends are reinvested back into the fund and income share class dividends are paid out to investors. The Fund Dividend Yield reflects distributions paid or declared over the past 12 months as a percentage of the share price as at the latest Ex-Dividend (XD) date.

GEOGRAPHIC EQUITY ALLOCATION (%) ASSET ALLOCATION(%)

- North America **58.0%**
- Emerging Markets **13.0%**
- Europe Ex-UK **10.9%**
- Japan **7.1%**
- Pacific Basin Ex-Japan **5.0%**
- United Kingdom **3.6%**
- Multi-Regional **2.3%**



- Equities **70.7%**
- Fixed Income **12.3%**
- Alternative Investments **9.4%**
- Liquid Assets **7.6%**



Top 10 Holdings

ISHARES MSCI EM DIST	5.8%
NVIDIA CORP	4.8%
AMAZON.COM INC	3.3%
ALPHABET INC-CL A	3.1%
MICROSOFT CORP	3.0%
MAN JAPAN CORE ALPHA EQ-I-JPY ACC	2.8%
ASML HOLDING NV	2.5%
BROADCOM INC	2.4%
UK TSY GILT 4.5000% 07/09/34 GBP	2.4%
SS SPDR RUSSELL 2000 US SMAL	2.2%

Risk Profile

Lower risk Potentially lower reward **Higher risk** Potentially higher reward



The Risk and Reward Indicator table demonstrates where the Fund ranks in terms of its potential risk and return, calculated using the volatility of monthly returns over five years. As it is based upon how the Fund has performed in the past, you should note that the Fund may well perform differently in the future. The risk category shown is not guaranteed and may shift over time. The higher the rank the greater the potential reward but the greater the risk of losing money. The Fund is ranked at 4 reflecting observed historical returns. The fund is in this category because it has shown moderate levels of volatility historically. The following risks may not be fully captured by the Indicator:

More than 35% of scheme property in securities issued by governments and public bodies: The fund may invest more than 35% in government or public securities issued by any single issuer listed in the Prospectus. Such exposure will be in line with the investment policy of the fund and in pursuit of the fund's objective. It is currently envisaged that the fund's exposure to such securities may be to those issued by the UK government, although this may vary and include securities issued by other governments and public issuers listed in the Prospectus.

Derivatives risk: Derivatives are financial instruments whose value is linked to the expected future price movements of an underlying asset. Derivatives such as futures, forward contracts, options, and swaps may be used to seek to manage risk within the fund, reduce investment costs and generate additional income. However, these strategies may not be successful and could lead to losses greater than the cost of the derivative.

Operational risk: Operational risks arising from failures or delays in processes and systems, or the failure of a third-party provider may affect the value of your investments. If compensation is required to due failures, payments may be delayed.

Counterparty and settlement risk: The fund could lose money if a counterparty with which it transacts with becomes unwilling or unable to repay money owed to the fund.

Bond risk: In stressed conditions bonds may become harder to sell in a timely manner, resulting in unpredictable changes in the value of your holdings.

Charges deducted from capital: The fund has charges deducted from capital, which may reduce the potential for growth.

Emerging markets risk: Emerging markets may face more political, economic or structural challenges than developed markets. Shares may also be less liquid, meaning investments may not be sold quickly enough to prevent or minimize a loss. As a result, investing in emerging markets may involve a higher risk than investing in developed markets.

Alternatives risk: The fund may invest in alternative assets that are difficult to sell quickly, challenging to value, and subject to higher fees. These assets may also contribute to greater price volatility compared to traditional assets such as equities, fixed income and cash. Such conditions could lead to unpredictable changes in the value of your holdings.

Exchange Traded Funds (ETFs) risk: ETFs are subject to market fluctuations and the risks of their underlying investments. They are also subject to management fees and other expenses.

Further details of the risks that apply to the fund can be found in the fund's Prospectus.

CONTACT US

Marketing Enquiries

T: +44 (0) 207 038 7000

E: marketing@sarasin.co.uk

W: www.sarasinandpartners.com

For further details please see the full Prospectus, UK Supplement and KIID/KID as well as the Semi Annual and Annual Reports which are available from the above website.

This document is intended for retail investors in the UK and Ireland. You should not act or rely on any information contained in this document without seeking advice from a professional adviser.

This is a marketing communication. Issued by Sarasin & Partners LLP, 50 George Street, London W1U 7GA. Registered in England and Wales, No. 0C329859. Authorised and regulated by the Financial Conduct Authority (FRN: 475111). Website: www.sarasinandpartners.com. Tel: +44 (0)20 7038 7000. Telephone calls may be recorded or monitored in accordance with applicable laws.

This document has been produced for marketing and informational purposes only. It is not a solicitation or an offer to buy or sell any security. The information on which the material is based has been obtained in good faith, from sources that we believe to be reliable, but we have not independently verified such information and we make no representation or warranty, express or implied, as to its accuracy. All expressions of opinion are subject to change without notice. This document should not be relied on for accounting, legal or tax advice, or investment recommendations. Reliance should not be placed on the views and information in this material when taking individual investment and/or strategic decisions.

Capital at risk. The value of investments and any income derived from them can fall as well as rise and investors may not get back the amount originally invested. If investing in foreign currencies, the return in the investor's reference currency may increase or decrease as a result of currency fluctuations.

Past performance is not a reliable indicator of future results and may not be repeated. Forecasts are not a reliable indicator of future performance.

The fund is domiciled in Ireland and authorised by the Central Bank of Ireland. It is not authorised in the UK, but is recognised under the Financial Conduct Authority's Overseas Funds Regime and section 271A of the Financial Services and Markets Act 2000.

The fund is managed by Waystone Management Company (IE) Limited (the "Manager"), which is incorporated in Ireland and authorised by the Central Bank of Ireland. Northern Trust Fiduciary Services (Ireland) Limited is the appointed Trustee pursuant to the relevant Trust Deeds and is incorporated in Ireland and authorised by the Central Bank of Ireland. The Manager has appointed Sarasin & Partners LLP as the Investment Manager of the fund.

UK investors should be aware that if they invest in the fund, they will not be able to refer a complaint against the Manager or the Trustee to the UK Financial Ombudsman Service. Any claims for losses relating to the Manager or the Trustee will not be covered by the UK Financial Services Compensation Scheme, in the event that either entity should become unable to meet its liabilities to investors. Prospective investors should consider obtaining financial advice from a professional adviser before deciding to invest.

The fund may not be appropriate for investors who plan to withdraw their money within five years. The fund is actively managed. The benchmark for the fund is 50% MSCI AC World Daily (NTR), 15% ICE BofA Stg Corporate & Collateralized Index, 15% ICE BofA UK Gilts All Stocks, 10% MSCI AC World 100% Hedged to GBP, 5% BoE SONIA, 5% BoE SONIA +2%, however the Investment Manager has complete freedom to deviate the fund's holdings from the benchmark's constituents. The investment which is promoted concerns the acquisition of units in a fund, and not in a given underlying asset owned by the fund. The decision to invest in the fund should take into account all the characteristics or objectives of the fund as described in the Prospectus. Information on sustainability-related aspects of the fund is available on the website. Prospective investors should review the Prospectus carefully, including the section on 'Risk Factors', prior to making any final investment decisions. The Prospectus, the KIID/KID for the relevant class, as well as the annual and half-yearly reports, are available in English free of charge via the relevant product pages on our website or upon request.

The fund may not be distributed to investors in jurisdictions where such distribution would be unlawful. The Manager reserves the right to reject any applications from investors outside of the jurisdictions where the fund is registered for sale. US Persons are not permitted to subscribe for units in the fund. The Manager reserves the right to terminate any arrangements made for marketing the fund. A summary of investor rights can be obtained here and is available in English.

Neither Sarasin & Partners LLP nor any other member of the J. Safra Sarasin Holding Ltd group accepts any liability or responsibility whatsoever for any consequential loss of any kind arising out of the use of this document or any part of its contents. The use of this document should not be regarded as a substitute for the exercise by the recipient of their own judgement. Sarasin & Partners LLP and/or any person connected with it may act upon or make use of the material referred to herein and/or any of the information upon which it is based, prior to publication of this document. Where the data in this document comes partially from third-party sources the accuracy, completeness or correctness of the information contained in this publication is not guaranteed, and third-party data is provided without any warranties of any kind. Sarasin & Partners LLP shall have no liability in connection with third-party data.

© 2026 Sarasin & Partners LLP. All rights reserved. This document is subject to copyright and can only be reproduced or distributed with permission from Sarasin & Partners LLP. Any unauthorised use is strictly prohibited.

