

Factsheet | 31 October 2022

FUND AIM

The Fund seeks to provide growth (through increases in investment value and income) of 4% per year more than the Consumer Price Index over a rolling five-year period. It is a global multi-asset portfolio with an integrated socially responsible investment policy.

FUND INFORMATION

Price	304.00p
Fund Size	£2,120.55m
ISIN	GB00BYZJN999
SEDOL	BYZJN99
CitiCode	E134
Fund Structure	Unit Trust
Management Company	Sarasin Investment Funds Ltd
Domicile	United Kingdom
Base/Share Class Currency	British Pound
Performance Target	UK CPI + 4.0%
Benchmark	7.5% ICE BoAML UK Gilts All Stocks, 7.5% ICE BoAML Sterling Corporate, 20.0% MSCI UK IMI, 10.0% MSCI All World ex UK (Local Ccy), 40.0% MSCI All World ex UK, 5.0% MSCI All Balanced Property Funds Index (One Quarter Lagged), 10.0% BoE SONIA +2%
Sector	IA Unclassified
Fund Manager(s)	Phil Collins, Henning Meyer
Launch Date	23/02/2018
Share Class Launch date	23/02/2018
For Sale In	United Kingdom
Initial Charge	0.00%
OCF	0.99%
XD Dates	02/01, 01/04, 01/07, 01/10
Distribution Dates	25/02, 25/05, 25/08, 25/11

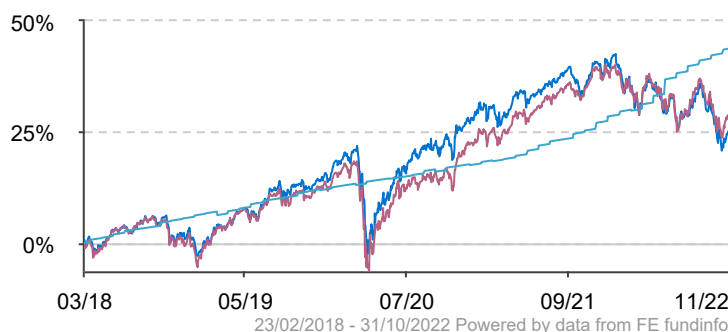
FUND STATISTICS

Alpha	1.15
-------	------

YIELD INFORMATION

Fund Dividend Yield **2.98%**

FUND PERFORMANCE



● Fund ● Comparator ● Target

CUMULATIVE

	1m	3m	YTD	1yr	3yr	5yr	Since Launch
Fund	1.13%	-5.09%	-11.94%	-9.20%	10.67%	24.03%	170.94%
Comparator	3.04%	-3.90%	-7.61%	-5.66%	15.70%	28.99%	211.83%
Target	0.90%	2.67%	11.70%	14.55%	28.48%		

ANNUALISED GROWTH RATE

	3yr (ann)	5yr (ann)	Since Launch (ann)
Fund	3.44%	4.40%	6.10%
Comparator	4.98%	5.22%	6.99%
Target	8.71%		

DISCRETE RETURNS - 12 MONTHS ENDING 30 September 2022

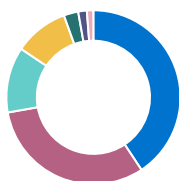
	0-12m	12-24m	24-36m	36-48m	48-60m
Fund	-8.38%	11.52%	6.40%	7.59%	6.68%
Comparator	-6.18%	16.77%	2.00%	6.35%	7.29%
Target	14.19%	7.34%	4.37%	6.36%	

Performance is provided net of fees. **Past performance is not a guide to future returns and may not be repeated.** Performance is calculated in GBP on the basis of net asset values (NAV) and dividends reinvested.

Performance prior to the 23rd February 2018 is for the Alpha Common Investment Fund for Endowments which previously launched on 30th December 2005. Source: Sarasin & Partners LLP and FE FundInfo. Annualised Growth Rate (AGR) is the increase or decrease in value of an investment, expressed as a percentage per year. The index data referenced is the property of third party providers and has been licensed for use by us. Our third party providers accept no liability in connection with its use. See our website for a full copy of our index disclaimers www.sarasinandpartners.com/docs/default-source/regulatory-and-policies/index-disclaimers.pdf. Accumulation share class dividends are reinvested back into the fund and income share class dividends are paid out to investors.

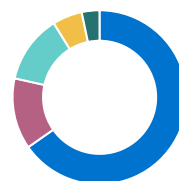
GEOGRAPHIC ALLOCATION (%)

- United Kingdom **40.7%**
- North America **31.5%**
- Europe Ex-UK **12.2%**
- Multi-Regional **10.1%**
- Pacific Basin Ex-Japan **2.7%**
- Emerging Markets **1.6%**
- Japan **1.2%**



ASSET ALLOCATION(%)

- Equities **65.3%**
- Alternative Investments **13.2%**
- Fixed Income **12.7%**
- Property **5.5%**
- Liquid Assets **3.3%**




Top 10 Holdings

MERCK & CO. INC.	2.4%
MEDTRONIC PLC	2.3%
ASTRAZENECA PLC	2.1%
NATIONAL INSTRUMENTS CORP	2.1%
MICROSOFT CORP	2.0%
AIR LIQUIDE SA	1.9%
CME GROUP INC	1.9%
MAYFAIR CAPITAL PROPERTY INCOME TRUST CHARITIES GBP	1.9%
NB UNCORRELATED STRAT-I5GBPA	1.9%
INVESCO PHYSICAL GOLD ETC	1.8%

Risk Profile

Lower risk Potentially lower reward **Higher risk** Potentially higher reward



The Risk and Reward Indicator table demonstrates where the Fund ranks in terms of its potential risk and return, calculated using the volatility of monthly returns over five years. As it is based upon how the Fund has performed in the past, you should note that the Fund may well perform differently in the future. The risk category shown is not guaranteed and may shift over time. The higher the rank the greater the potential reward but the greater the risk of losing money. The Fund is ranked at 4 reflecting observed historical returns. The fund is in this category because it has shown moderate levels of volatility historically.

CONTACT US

Marketing Enquiries

T: +44 (0) 207 038 7000
E: marketing@sarasin.co.uk
W: www.sarasinandpartners.com

For further details please see the full Prospectus, Additional Information Document and KIID as well as the Semi Annual and Annual Reports which are available from the above website.

This Fund is designed for registered charities only. This document has been issued by Sarasin & Partners LLP of Juxon House, 100 St Paul's Churchyard, London, EC4M 8BU, a limited liability partnership registered in England & Wales with registered number 0C329859 which is authorised and regulated by the Financial Conduct Authority with firm reference number 475111.

The investments of the fund are subject to normal market fluctuations. The value of the investments of the fund and the income from them can fall as well as rise and investors may not get back the amount originally invested. If investing in foreign currencies, the return in the investor's reference currency may increase or decrease as a result of currency fluctuations. Past performance is not a guide to future returns and may not be repeated.

There is no minimum investment period, though we would recommend that you view your investment as a medium to long term one (i.e. 5 to 10 years). Frequent political and social unrest in Emerging Markets, and the high inflation and interest rates this tends to encourage, may lead to sharp swings in foreign currency markets and stock markets. There is also an inherent risk in the smaller size of many Emerging Markets, especially since this means restricted liquidity. Further risks to bear in mind are restrictions on foreigners making currency transactions or investments. We use derivatives to increase performance and generate income, as well as for effective portfolio management: to adjust how sensitive the Sub-fund is to changes in currencies, to act on opportunities or control risk, and to gain cost-effective access to investments.

All details in this document are provided for information purposes only and should not be misinterpreted as investment or taxation advice. This document is not an offer or recommendation to buy or sell shares in the fund. You should not act or rely on this document but should seek independent advice and verification in relation to its contents. Sarasin & Partners LLP and/or any other member of the J. Safra Sarasin Group accepts no liability or responsibility whatsoever for any consequential loss of any kind arising out of the use of this document or any part of its contents. The views expressed in this document are those of Sarasin & Partners LLP and these are subject to change without notice.

This document does not explain all the risks involved in investing in the fund and therefore you should ensure that you read the prospectus and the KIID which will contain further information including the applicable risk warnings. The prospectus, the KIID as well as the annual and semi-annual reports are available free of charge from www.sarasinandpartners.com or from Sarasin & Partners LLP, Juxon House, 100 St Paul's Churchyard, London, EC4M 8BU, Telephone +44 (0)20 7038 7000, Telefax +44 (0)20 7038 6850. For your protection, telephone calls may be recorded.

Where the data in this document comes partially from third party sources the accuracy, completeness or correctness of the information contained in this publication is not guaranteed, and third party data is provided without any warranties of any kind. Sarasin & Partners LLP shall have no liability in connection with third party data.

The index data referenced is the property of third party providers and has been licensed for use by us. Our third party providers accept no liability in connection with its use. See our website for a full copy of our Index Disclaimers www.sarasinandpartners.com/docs/default-source/regulatory-and-policies/index-disclaimers.pdf

This publication is intended for UK registered charity investors in the United Kingdom.

© 2022 Sarasin & Partners LLP - all rights reserved. This document can only be distributed or reproduced with permission from Sarasin & Partners LLP.

