

MyNorth Managed Portfolios



HORIZON 100% DEFENSIVE PORTFOLIO

Monthly Update for Month Ending October 2024

Investment objective

Aims to deliver return outperformance against the benchmark over the medium to longer term.

Key information

Code	NTH0259
Manager name	Mercer
Inception date	31 May 2022
Benchmark	RBA Cash Rate
Asset class	Diversified
Number of underlying assets	8
Minimum investment horizon	1 year
Portfolio income	Default - Paid to Platform Cash
Management fees and costs	'0.49%
Performance fee	'0%
Estimated net transaction costs	'0.07%
Estimated buy/sell spread	'0.07%/0.09%
Risk band/label	2/Low
Minimum investment amount	\$500

About the manager

Mercer

Mercer is a multi-national investment manager, using specialised investment tools and strategies to provide robust and diversified portfolios for their clients. The team manages approximately \$200 billion worldwide, with approximately \$33 billion invested in Australia and New Zealand. With Australian operations commencing in 1972, Mercer's primary driver in portfolio construction is risk management - spreading investments across investment types and different risks to mitigate periods of market volatility and protecting investments from loss. Using a multi-dimensional framework, Mercer uses active management in asset classes offering the greatest opportunity for skilled investment managers to add value while using passive management to manage risk or constructing a portfolio to deliver close to market returns.

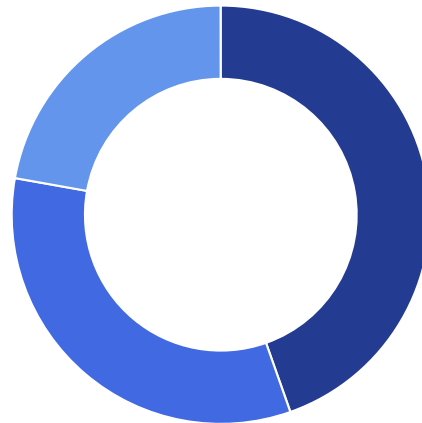
Returns

as at 31 October 2024








	Since inception*	1 Month (%)	3 Months (%)	6 Months (%)	1 Year (%)	3 Years (%)	5 Years (%)
Total return ¹	3.28	-0.64	0.66	2.63	6.60	-	-
Income	3.17	0.53	0.64	1.73	3.16	-	-
Growth	0.11	-1.17	0.02	0.90	3.44	-	-
Benchmark ²	3.66	0.37	1.10	2.21	4.44	-	-

* Since inception returns commence from the month end of the portfolio's launch.

Asset allocation



as at 31 October 2024

Growth assets		Allocation (%)
	Australian Equities	0.0
	International Equities	0.0
	Property	0.0
	Other	0.0
Total		0.0%
Defensive assets		Allocation (%)
	Australian Fixed Interest	44.6
	International Fixed Interest	33.2
	Cash	22.2
Total		100.0%

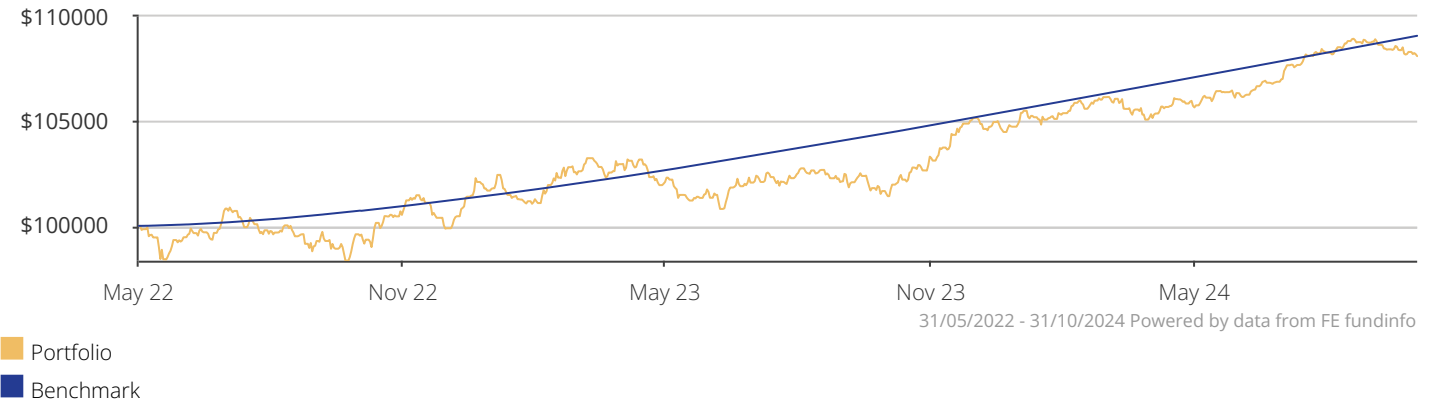
Asset allocation data sourced via Morningstar® from the underlying fund manager.

¹ The managed portfolio performance represents total return for the periods. Returns have been calculated using the time-weighted method, they assume distributions are reinvested and are after investment management fees and indirect costs. Total and growth returns include accrued distributions, while income return includes paid distributions only. Returns do not take into account tax payable. Individual client returns may vary based on the contributions, withdrawals, and timing differences within the managed portfolio

² The applicable Benchmark for this portfolio is shown in the Key Information section.

Performance history

\$100,000 invested since 31/05/2022



Managed portfolio holdings³

Holding	Asset class	Allocation (%)
Macquarie True Index Australian Fixed Interest	Australian Fixed Interest	31.5
AB Dynamic Global Fixed Income Fund	International Fixed Interest	20.5
Macquarie Cash	Cash	16.0
Coolabah Floating-Rate High Yield Fund - Institutional Class	Australian Fixed Interest	10.1
CT Global Corporate Bond Fund	International Fixed Interest	9.0
T. Rowe Price Dynamic Global Bond	International Fixed Interest	6.8
Colchester Global Government Bond Fund - Class R	International Fixed Interest	4.9
Cash Account	Cash	1.2

³ A significant percentage of assets comprising this portfolio are only available through the managed portfolios and therefore can't be transferred out of the MyNorth Managed Portfolio Scheme. For more information relating to restrictions that may apply to asset transfers, refer to the 'Transferring assets in and out of your Portfolio' in Part 1 of the MyNorth Managed Portfolios PDS.

Important Information

NMMT Limited (ABN 42 058 835 573 AFS License 234653), is the responsible entity of MyNorth Managed Portfolios (ARSN 624 544 136) (Scheme). To invest in the Scheme, investors will need to obtain the current Product Disclosure Statement (PDS) which is available at northonline.com.au. The PDS contains important information about investing in the Scheme and it is important investors consider their circumstances and read the PDS before making a decision about whether to acquire, continue to hold or dispose of interests in the Scheme. This quantitative report has been prepared for the purpose of providing general information, without taking account of any particular investor's objectives, financial situation or needs. Although the information is from sources considered reliable, AMP doesn't guarantee that it's accurate or complete. You shouldn't rely upon it and should seek professional advice before making any financial decision. Except where liability under any statute can't be excluded, AMP doesn't accept any liability for any resulting loss or damage to the reader or any other person. MyNorth Managed Portfolios are not sponsored, endorsed, sold or promoted by Morningstar, Inc. or any of its affiliates (all such entities, collectively, "Morningstar Entities"). The Morningstar Entities make no representation or warranties regarding the advisability of investing in managed portfolios generally or in the MyNorth Managed Portfolios in particular, or the ability of the Morningstar Benchmarks to accurately represent the asset class or market sector that it purports to represent. The Morningstar Entities and their third party licensors do not guarantee the accuracy and/or the completeness of the Morningstar Benchmarks, and the Morningstar Entities and their third party licensors shall have no liability for any errors, omissions, or interruptions included therein. The S&P/ASX 20 TR Index, S&P/ASX 200 TR Index, S&P/ASX 200 A-REIT TR Index, S&P/ASX 200 Industrials TR Index, S&P/ASX 300 TR Index, S&P/ASX 300 TR Index excluding S&P/ASX 20 TR Index, S&P/ASX Small Ordinaries TR Index, S&P/ASX 100 TR Index ("Index") is a product of S&P Dow Jones Indices LLC, its affiliates and/or their licensors and has been licensed for use by NMMT Limited. Copyright © 2021 S&P Dow Jones Indices LLC, its affiliates and/or their licensors. All rights reserved. Redistribution or reproduction in whole or in part are prohibited without written permission of S&P Dow Jones Indices LLC. For more information on any of S&P Dow Jones Indices LLC's indices please visit www.spdji.com. S&P® is a registered trademark of Standard & Poor's Financial Services LLC and Dow Jones® is a registered trademark of Dow Jones Trademark Holdings LLC. Neither S&P Dow Jones Indices LLC, Dow Jones Trademark Holdings LLC, their affiliates nor their third party licensors make any representation or warranty, express or implied, as to the ability of any index to accurately represent the asset class or market sector that it purports to represent and neither S&P Dow Jones Indices LLC, Dow Jones Trademark Holdings LLC, their affiliates nor their third party licensors shall have any liability for any errors, omissions, or interruptions of any index or the data included therein.

These partnered managed portfolios are only available to you, if at the time you made your application, you are a client of Sydney West Financial Services Pty Ltd (Sydney West Financial Services) (ABN 15 132 442 490, AFSL 232706). If you cease to be a client of Sydney West you will no longer be eligible for access to these partnered managed portfolios. We will close your Portfolio within the Scheme and transfer the underlying assets in your Portfolio to your North Platform account or realise the underlying assets to cash and transfer this cash to your North Platform account. For more information relating to restrictions that may apply to these partnered managed portfolios, refer to the 'Eligibility' in Part 1 of the MyNorth Managed Portfolios PDS.