

IPS Index Strategic 85 (Pension)

31 March 2024

Product Summary

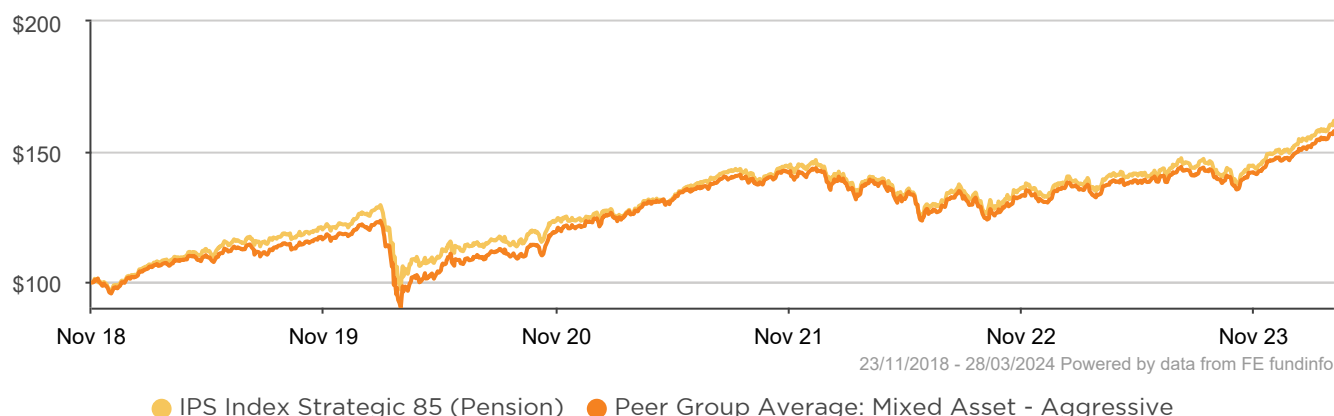
A portfolio of passively managed assets designed to achieve significant returns over the long-term.

| | | | |
|----------------------------|--------------------------|----------------------|------------|
| Asset Class | Mixed Asset | Inception Date | 23/11/2018 |
| Style | Passive | Total Fees and Costs | 0.55% |
| FE Peer Group ¹ | Mixed Asset - Aggressive | | |

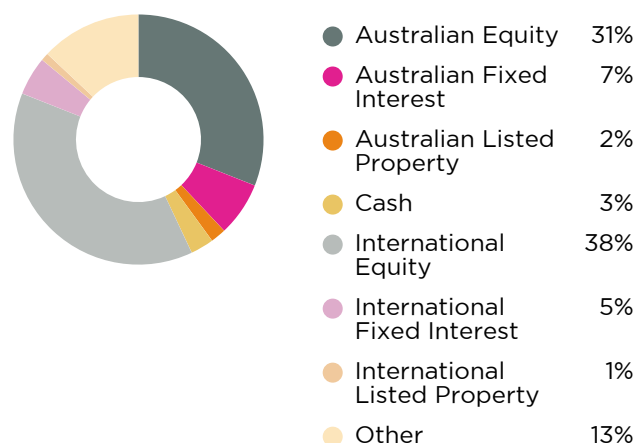
Performance[^]

| | 1 Month (%) | 3 Months (%) | 6 Months (%) | 1 Year (%p.a.) | 3 Years (%p.a.) | 5 Years (%p.a.) | 7 Years (%p.a.) | Since Inception (%p.a.) |
|----------------------------------|-------------|--------------|--------------|----------------|-----------------|-----------------|-----------------|-------------------------|
| IPS Index Strategic 85 (Pension) | 2.92 | 7.56 | 14.39 | 16.07 | 8.10 | 8.30 | - | 9.43 |
| FE Peer Group Average | 2.71 | 6.96 | 13.36 | 15.57 | 7.45 | 8.06 | - | 8.95 |

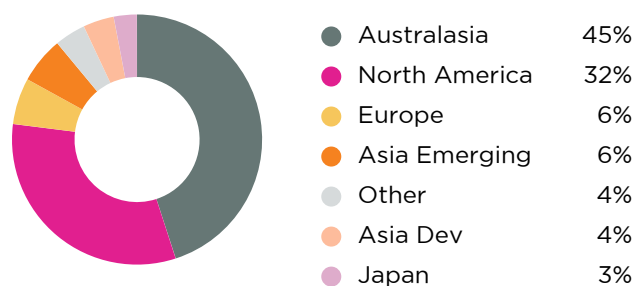
Growth of \$100 since inception[^]



Asset Class Breakdown



Geographical Allocation



Performance of underlying funds[^]

| | 1 Month (%) | 3 Months (%) | 6 Months (%) | 1 Year (%p.a.) | 3 Years (%p.a.) | 5 Years (%p.a.) |
|--|----------------|-----------------|-----------------|-------------------|--------------------|--------------------|
| CVW WF-CLAL Cash Fund (Pension) | 0.35 | 1.13 | 2.23 | 4.45 | 2.04 | 1.47 |
| CVW WF-CLAL Index AUS Shrs (Pension) | 3.24 | 5.45 | 14.32 | 14.75 | 9.73 | 9.61 |
| CVW WF-CLAL Index Em Mkts (Pension) | 1.95 | 6.62 | 8.64 | 9.33 | -1.05 | 3.03 |
| CVW WF-CLAL Index Fixed Intst (Pension) | 0.93 | 0.19 | 4.42 | 0.69 | -2.32 | -0.63 |
| CVW WF-CLAL Index Intl Shrs (Pension) | 2.89 | 13.68 | 19.59 | 27.68 | 13.69 | 13.39 |
| CVW WF-CLAL Index Prpty/Infras (Pension) | 5.33 | 7.94 | 18.71 | 15.28 | 7.05 | 3.36 |

Top 10 Holdings

For the most recent top 10 holdings for each fund, please refer to clearview.com.au/Top10Holdings

¹ The FE Peer Group is the group of all funds within the relevant FE fundinfo category that each product is compared against.

[^] Performance data is after applicable fees and taxes, and assumes the reinvestment of distributions. Past performance is not indicative of future performance. Due to the flexibility of rebalancing and variations between accounts, performance shown is indicative only and, for example, assumes that there are no deposits, withdrawals nor exceptions to regular rebalancing in the model portfolio.

Contact us

ClearView
GPO Box 4232
Sydney NSW 2001
132 977
client.wealth@clearview.com.au

clearview.com.au

Prepared by Equity Trustees Superannuation Limited (ETSL) ABN 50 055 641 757 RSE Licence L0001458 AFSL 229757 as Trustee for the ClearView Retirement Plan which includes ClearView WealthFoundations Super and Pension, USI CVW0001AU. This document is intended to provide general information only and has been prepared without taking into account any particular person's objectives, financial situation or needs. Before acting on this information, you should consider the appropriateness of the information having regard to your personal objectives, financial situation and needs. ETSL is not licensed to provide financial product advice and you should seek independent financial advice and read the relevant Product Disclosure Statement (PDS) before making any decision about this product. Cooling-off periods apply. A copy of the relevant PDS can be obtained from 132 977 or at clearview.com.au/pds. ETSL, its officers, employees and agents believe that the information in this document and the sources on which it is based (which may be sourced from third parties) are correct as at the date of publication. While every care has been taken in the preparation of this document, no warranty of accuracy or reliability is given and no responsibility for the information is accepted by ETSL, its officers, employees or agents. Except where contrary to law, ETSL excludes all liability for this information. If relevant, information about the Target Market Determination(s) for this product(s) is available at www.clearview.com.au/tmd. The information contained in this document may change from time to time. Any representations regarding past performance are not indicators of future returns and/or performance. Information in this document is current as at the date of this document.