

CFML First Sentier Investors Infrastructure Fund

30 November 2024

Fund Profile

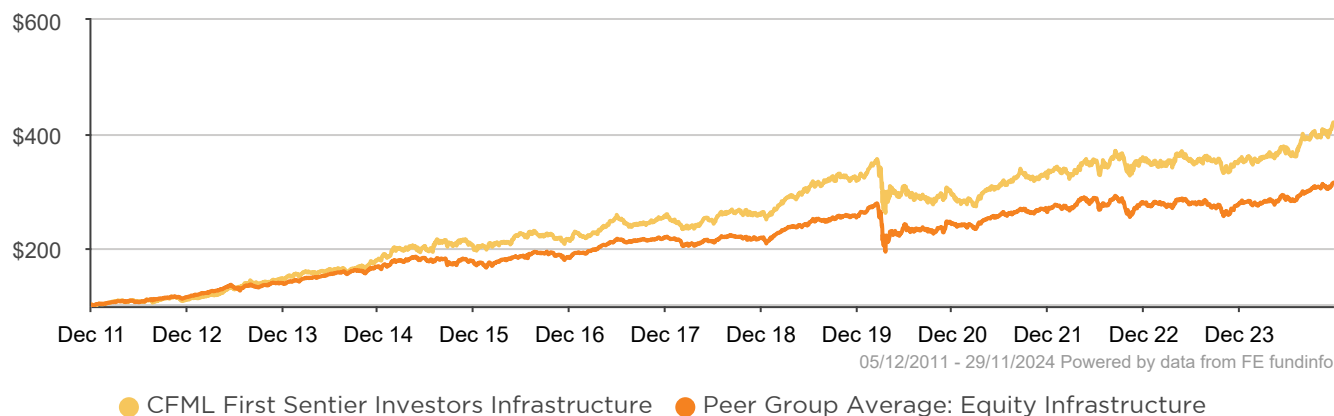
The Fund's objective is to outperform the FTSE Global Core Infrastructure 50-50 Index (after fees) over rolling three year periods.

Asset Class	Equity	Inception Date	05/12/2011
Style	Active	Management Costs	1.24%
FE Peer Group ¹	Equity - Infrastructure		


Performance[^]

	1 Month (%)	3 Months (%)	6 Months (%)	1 Year (%p.a.)	3 Years (%p.a.)	5 Years (%p.a.)	7 Years (%p.a.)	Since Inception (%p.a.)
CFML First Sentier Investors Infrastructure	3.72	5.95	10.93	19.43	8.84	5.22	7.24	11.64
FE Peer Group Average	2.67	4.14	8.55	13.96	6.16	4.17	5.31	9.21

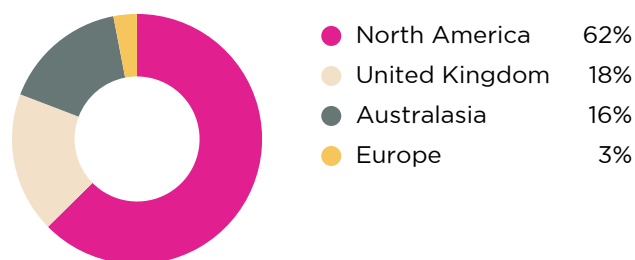
Growth of \$100 since inception[^]



Asset Class Breakdown



Geographical Allocation



Top 10 Holdings

For the most recent top 10 holdings for each fund, please refer to clearview.com.au/Top10Holdings

How the fund works

The Fund invests in the shares of companies operating and listed in developed economies that own or operate infrastructure assets. The assets held by these companies typically offer high barriers to entry, pricing power, and structural growth. The strategy is based on active, bottom-up security selection which seeks to identify mispricing. The underlying manager seeks to minimise risk through on-the-ground research, a focus on quality and sensible portfolio construction.

When you invest your money in the Fund, your money will be pooled together with other investors' money. We use this pool to buy investments and manage them on behalf of all investors in the Fund. This means that by investing in the Fund you have access to certain investments that you may not otherwise be able to access on your own, as well as the knowledge of the skilled underlying investment managers through which the Fund may invest. ClearView Financial Management Limited (CFML) retains day-to-day control over the operation of the fund.

About the manager(s)

The First Sentier Investors Infrastructure Fund aims to provide investors with a combination of capital growth and inflation-protected income, by investing in the shares of companies around the world that own or operate infrastructure assets. These companies are found primarily within the transport, utilities, energy and communications sectors. The assets they hold typically offer predictable cash flows, pricing power, high barriers to entry and structural growth.

This Fund is managed by a team of infrastructure specialists with a unique combination of complementary skills and experience in both infrastructure and equities markets. This experience is enhanced on an ongoing basis by frequent asset tours and meetings with company management, as well as meetings with competitors, suppliers, customers, regulators, government officials and industry bodies. The information obtained in this way is their most important source of idea generation and risk management.

The team takes an active, bottom-up investment approach which seeks to identify mispricing. They use a consistent, structured process which places equal emphasis on quality and fundamental value, and which focuses on real assets producing consistent cash flows. For infrastructure assets to deliver their full potential, they also look for management alignment, independent boards, appropriate leverage, and transparent regulation.



¹ The FE Peer Group is the group of all funds within the relevant FE fundinfo category that each product is compared against.

[^] Performance data is after fund manager fees, but before any other applicable fees or taxes and assumes the reinvestment of dividends. Past performance is not indicative of future performance.

Contact us

ClearView
GPO Box 4232
Sydney NSW 2001
132 977
client.wealth@clearview.com.au

clearview.com.au

Prepared by ClearView Financial Management Limited (CFML) ABN 99 067 544 549 AFSL No. 227677 as Responsible Entity for the CFML First Sentier Investors Infrastructure Fund. This document is intended to provide general information only and has been prepared without taking into account any particular person's objectives, financial situation or needs. Before acting on this information, you should consider the appropriateness of the information having regard to your personal objectives, financial situation and needs and obtain financial advice tailored to you. This document is not a financial product recommendation or an offer or solicitation with respect to the purchase or sale of the product(s) referred to in this document. Any potential investor should consider the latest product disclosure statement (PDS) before deciding whether to acquire, or continue to hold, an investment in any ClearView fund. CFML, its officers, employees and agents believe that the information in this document and the sources on which it is based (which may be sourced from third parties) are correct as at the date of publication. While every care has been taken in the preparation of this document, no warranty of accuracy or reliability is given and no responsibility for the information is accepted by CFML, ClearView entities, its officers, employees or agents. Except where contrary to law, CFML excludes all liability for this information. If relevant, information about the Target Market Determination(s) for this product(s) is available at www.clearview.com.au/tmd. The information contained in this document may change from time to time. Any representations regarding past performance are not indicators of future returns and/or performance. Information in this document is current as at the date of this document.