

# CFML Fixed Interest Fund

29 February 2024

## Fund Profile

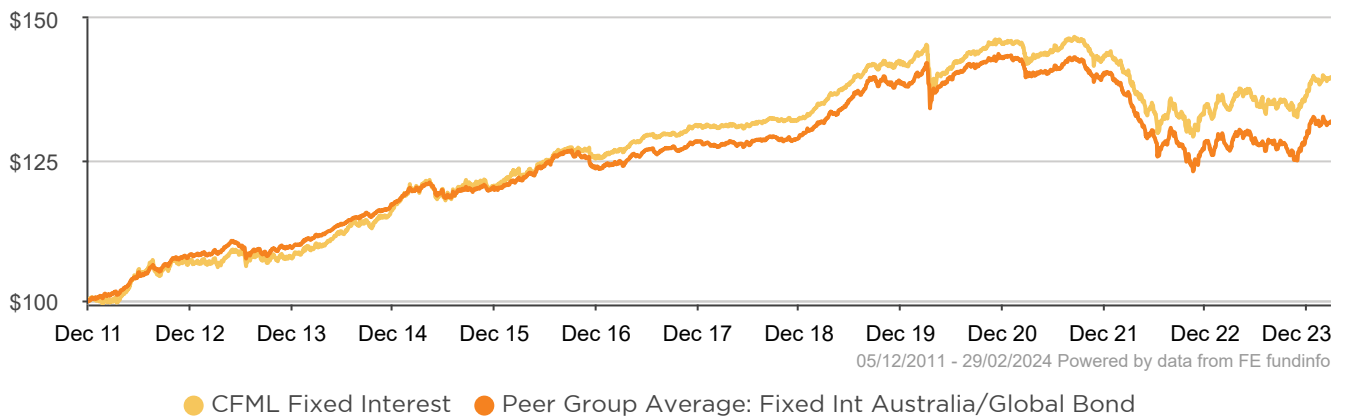
The Fund's objective is to provide a total return (before the deduction of fees, charges and tax) that exceeds the return from its composite benchmark (50% Bloomberg AusBond Composite Bond Index, 50% Bloomberg AusBond Bank Index) over a period of 3 or more years.

Asset Class	Fixed Interest	Inception Date	05/12/2011
Style	Active	Management Costs	0.71%
FE Peer Group <sup>1</sup>	Fixed Int - Australia / Global Bond		


## Performance<sup>^</sup>

	1 Month (%)	3 Months (%)	6 Months (%)	1 Year (%p.a.)	3 Years (%p.a.)	5 Years (%p.a.)	7 Years (%p.a.)	Since Inception (%p.a.)
CFML Fixed Interest	-0.28	2.51	2.86	4.21	-0.55	0.66	1.37	2.76
FE Peer Group Average	-0.50	2.34	2.63	3.85	-1.90	0.01	0.78	2.28


## Growth of \$100 since inception<sup>^</sup>



## Asset Class Breakdown



## Geographical Allocation



## Top 10 Holdings

For the most recent top 10 holdings for each fund, please refer to [clearview.com.au/Top10Holdings](https://clearview.com.au/Top10Holdings)

## How the fund works

The Fund provides a diversified exposure to fixed interest and credit investments in Australia and internationally through a carefully selected portfolio of investments. The currency hedge ratio (where applicable) may be varied over time.

When you invest your money in the Fund, your money will be pooled together with other investors' money. We use this pool to buy investments and manage them on behalf of all investors in the Fund. This means that by investing in the Fund you have access to certain investments that you may not otherwise be able to access on your own, as well as the knowledge of the skilled underlying investment managers through which the Fund may invest. ClearView Financial Management Limited (CFML) retains day-to-day control over the operation of the fund.

## About the manager(s)

The CFML Fixed Interest Fund is a multimanager fund. ClearView does not manage the investments in this fund directly, but selects the best fund managers in the market to do this. The Fund has two underlying managers:

- Macquarie Investment Management manages 50% of the Fund.
- PIMCO Australia Pty Limited manages the remaining 50%.

The Macquarie strategy is a multi-sector bond strategy. The Macquarie investment team assembles a diversified portfolio of bonds from the full range of fixed interest sectors: Australian and international investment grade corporate bonds, high yield sub investment grade bonds, developed market government bonds and emerging market government bonds. At any one time the manager can have a zero allocation to any of the sectors if the investment team's assessment of risk/return characteristics calls for this. Additionally, the manager implements tail risk hedging when warranted.

The PIMCO strategy is predominantly confined to Australian government and corporate bonds. PIMCO is one of the world's leading fixed income investment managers and its macroeconomic analysis, bond market knowledge and forecasting ability is market-leading. PIMCO's Australian Fixed Interest mandates are managed locally from the Sydney office by a specialised and highly experienced domestic portfolio management team who are fully integrated into PIMCO's investment process and has access to PIMCO's vast global resources.



<sup>1</sup> The FE Peer Group is the group of all funds within the relevant FE fundinfo category that each product is compared against.

<sup>^</sup> Performance data is after fund manager fees, but before any other applicable fees or taxes and assumes the reinvestment of dividends. Past performance is not indicative of future performance.

## Contact us

ClearView  
GPO Box 4232  
Sydney NSW 2001  
132 977  
[client.wealth@clearview.com.au](mailto:client.wealth@clearview.com.au)

[clearview.com.au](https://clearview.com.au)

Prepared by ClearView Financial Management Limited (CFML) ABN 99 067 544 549 AFSL No. 227677 as Responsible Entity for the CFML Fixed Interest Fund. This document is intended to provide general information only and has been prepared without taking into account any particular person's objectives, financial situation or needs. Before acting on this information, you should consider the appropriateness of the information having regard to your personal objectives, financial situation and needs and obtain financial advice tailored to you. This document is not a financial product recommendation or an offer or solicitation with respect to the purchase or sale of the product(s) referred to in this document. Any potential investor should consider the latest product disclosure statement (PDS) before deciding whether to acquire, or continue to hold, an investment in any ClearView fund. CFML, its officers, employees and agents believe that the information in this document and the sources on which it is based (which may be sourced from third parties) are correct as at the date of publication. While every care has been taken in the preparation of this document, no warranty of accuracy or reliability is given and no responsibility for the information is accepted by CFML, ClearView entities, its officers, employees or agents. Except where contrary to law, CFML excludes all liability for this information. If relevant, information about the Target Market Determination(s) for this product(s) is available at [www.clearview.com.au/tmd](https://www.clearview.com.au/tmd). The information contained in this document may change from time to time. Any representations regarding past performance are not indicators of future returns and/or performance. Information in this document is current as at the date of this document.