

## IPS Active Dynamic 50 (Pension)

31 March 2024

### Product Summary

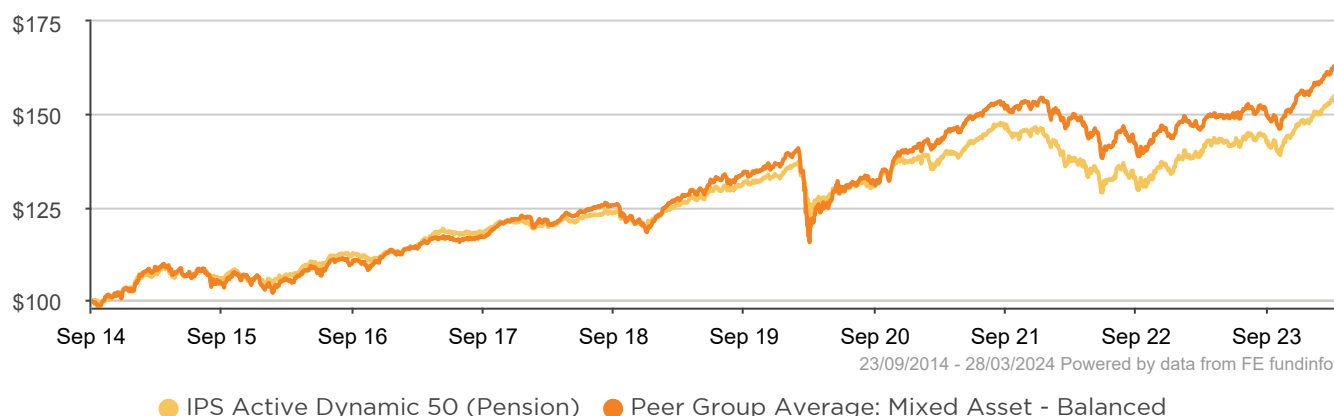
A portfolio of actively managed assets designed to achieve moderate returns over the medium-term.

Asset Class	Mixed Asset	Inception Date	23/09/2014
Style	Active	Total Fees and Costs	1.22%
FE Peer Group <sup>1</sup>	Mixed Asset - Balanced		

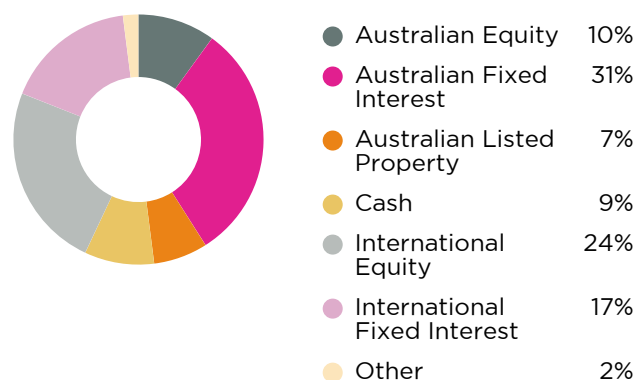
### Performance<sup>^</sup>

	1 Month (%)	3 Months (%)	6 Months (%)	1 Year (%p.a.)	3 Years (%p.a.)	5 Years (%p.a.)	7 Years (%p.a.)	Since Inception (%p.a.)
IPS Active Dynamic 50 (Pension)	1.92	4.51	9.62	9.18	3.82	4.21	4.30	4.71
FE Peer Group Average	1.98	4.34	9.61	9.85	4.42	5.05	5.10	5.28

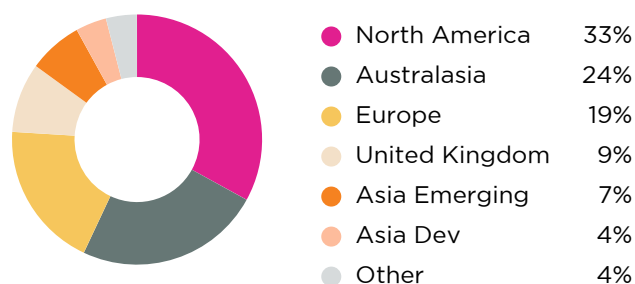
### Growth of \$100 since inception<sup>^</sup>



### Asset Class Breakdown



### Geographical Allocation



## Performance of underlying funds<sup>^</sup>

	1 Month (%)	3 Months (%)	6 Months (%)	1 Year (%p.a.)	3 Years (%p.a.)	5 Years (%p.a.)
CVW WF-Aoris International SRI (Pension)	1.34	13.47	25.74	30.94	10.64	11.19
CVW WF-CLAL Antipodes Glb Shrs (Pension)	3.38	9.47	9.37	7.10	6.59	7.66
CVW WF-CLAL Cash Fund (Pension)	0.35	1.13	2.23	4.45	2.04	1.47
CVW WF-CLAL Fixed Interest (Pension)	1.23	1.27	5.25	3.15	-0.58	0.54
CVW WF-CLAL Index Em Mkts (Pension)	1.95	6.62	8.64	9.33	-1.05	3.03
CVW WF-CLAL Index Prpty/Infras (Pension)	5.33	7.94	18.71	15.28	7.05	3.36
CVW WF-Fairlight Global (Pension)	2.14	9.72	20.37	29.34	-	-
CVW WF-FirstSentier Infrastructure (Pension)	2.80	4.27	9.06	3.09	7.39	4.89
CVW WF-Hyperion Australian Shares (Pension)	2.60	10.84	28.03	23.89	6.14	12.50
CVW WF-Schroder Equity Opps (Pension)	4.35	5.49	12.05	14.03	12.12	10.12

## Top 10 Holdings

For the most recent top 10 holdings for each fund, please refer to [clearview.com.au/Top10Holdings](https://clearview.com.au/Top10Holdings)

<sup>1</sup> The FE Peer Group is the group of all funds within the relevant FE fundinfo category that each product is compared against.

<sup>^</sup> Performance data is after applicable fees and taxes, and assumes the reinvestment of distributions. Past performance is not indicative of future performance. Due to the flexibility of rebalancing and variations between accounts, performance shown is indicative only and, for example, assumes that there are no deposits, withdrawals nor exceptions to regular rebalancing in the model portfolio.

## Contact us

ClearView  
GPO Box 4232  
Sydney NSW 2001  
**132 977**  
client.wealth@clearview.com.au

[clearview.com.au](https://clearview.com.au)

Prepared by Equity Trustees Superannuation Limited (ETSL) ABN 50 055 641 757 RSE Licence L0001458 AFSL 229757 as Trustee for the ClearView Retirement Plan which includes ClearView WealthFoundations Super and Pension, USI CVW0001AU. This document is intended to provide general information only and has been prepared without taking into account any particular person's objectives, financial situation or needs. Before acting on this information, you should consider the appropriateness of the information having regard to your personal objectives, financial situation and needs. ETSL is not licensed to provide financial product advice and you should seek independent financial advice and read the relevant Product Disclosure Statement (PDS) before making any decision about this product. Cooling-off periods apply. A copy of the relevant PDS can be obtained from 132 977 or at [clearview.com.au/pds](https://clearview.com.au/pds). ETSL, its officers, employees and agents believe that the information in this document and the sources on which it is based (which may be sourced from third parties) are correct as at the date of publication. While every care has been taken in the preparation of this document, no warranty of accuracy or reliability is given and no responsibility for the information is accepted by ETSL, its officers, employees or agents. Except where contrary to law, ETSL excludes all liability for this information. If relevant, information about the Target Market Determination(s) for this product(s) is available at [www.clearview.com.au/tmd](https://www.clearview.com.au/tmd). The information contained in this document may change from time to time. Any representations regarding past performance are not indicators of future returns and/or performance. Information in this document is current as at the date of this document.