

Scottish Equitable Aberdeen Diversified-Core Adventurous

Fund information

Fund provider	Aegon/Scottish Equitable plc
Fund launch date	22 Nov 2016
Benchmark	LIBOR GBP 1 Month + 5.5%
Total charge*	0.90%
Aegon fund size	£4.63m
ABI sector	ABI Mixed Investment 40-85% Shares
Fund type	Pension
ISIN	GB00BD3VFS38
SEDOL	BD3VFS3
Aegon mnemonic	C7A
CitiCode	NH9S

*This includes a standard 1% product charge, a fixed management fee and expenses that vary with the day to day costs of running the fund. You may pay a different product charge.

About fund performance

Investors should always consider performance in relation to the objective of the fund and over periods of at least five years. If a fund has risen in value, it doesn't mean it is meeting its objective – especially if the fund is aiming to outperform a particular benchmark or meet a risk target. The same applies if the fund has fallen in value.

Our risk rating



Average risk

Average risk funds will generally invest in a broad range of investment types and will typically hold a significant proportion in equities (shares). Their daily price movements will therefore vary from day-to-day, both up and down, although not usually as much as for funds investing entirely in equities. These movements can lead to lengthy periods of negative returns depending on market conditions. However, over the longer term these funds would be expected to deliver significantly better growth prospects than a cash deposit.

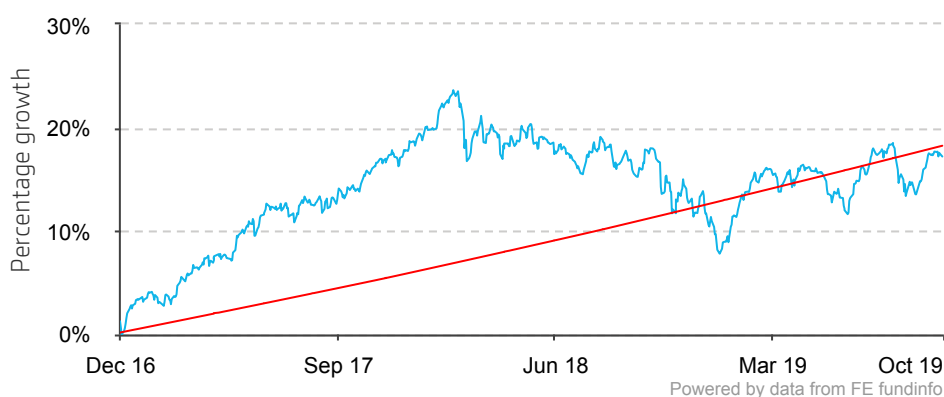
Fund objective

To achieve a long-term combination of capital growth and income, targeting a return of cash (LIBOR 1 Month) + 5.5% per annum (before fees) over a rolling five year period. There is no guarantee that the portfolio will achieve a positive return over any time period and any capital invested is at risk.

Fund performance

The following graph and tables show the performance of the fund over various time periods compared to the fund's benchmark (if there is one). All performance information is as at 30 Sep 2019 unless otherwise stated.

In the graph, performance is shown since launch if the fund is less than five years old.



- Scottish Equitable Aberdeen Diversified-Core Adventurous
- LIBOR GBP 1 Month + 5.5%


	1yr	3yrs	5yrs	10yrs
Fund	-0.7%	-	-	-
Benchmark	6.3%	-	-	-
Sector quartile	4	-	-	-

	Sep 18 to Sep 19	Sep 17 to Sep 18	Sep 16 to Sep 17	Sep 15 to Sep 16	Sep 14 to Sep 15
Fund	-0.7%	3.0%	-	-	-
Benchmark	6.3%	6.0%	-	-	-
Sector quartile	4	4	-	-	-

Source: FE fundinfo. The performance information has been calculated in pounds on a bid-to-bid basis and is net of charges with gross income reinvested. Performance for periods over a year is annualised (% per year). Past performance is not a guide to future performance. The value of an investment can fall as well as rise and is not guaranteed. Investors could get back less than they originally invested.

Scottish Equitable Aberdeen Diversified-Core Adventurous

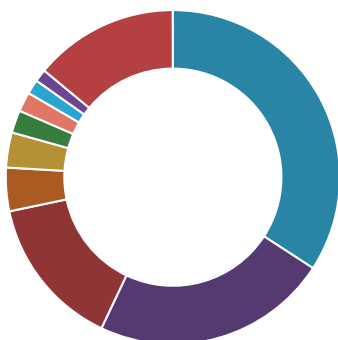
Underlying fund

Fund mgmt group	Aberdeen Fund Managers Limited
Fund name	Diversified Core Adventurous
Launch date	01 Apr 2015
Fund size	£13.37m as at 30 Sep 2019
Sedol code:	BVTW3J3
ISIN	GB00BVTW3J37
Crown rating	

Fund manager information

Fund manager	Diversified Assets Team
Start date	01 Mar 2018

Asset allocation as at 30 Sep 2019



Name	Fund
Global Fixed Interest	34.2%
US Equities	22.9%
Japanese Equities	14.7%
Cash & Cash Equivalents	4.2%
South Korean Equities	3.4%
UK Equities	2.2%
Hong Kong Equities	1.9%
Swiss Equities	1.4%
Australian Equities	1.2%
Other	14.0%
Total	100.1%

Top holdings as at 31 Aug 2019

Holding	%
AS Emerging Market Local Currency Bond Fund	33.9%
Alternative Risk Premia	4.2%
S&P Emini 500 Sep 19 Future	2.7%
Allergan	0.9%
Itochu Corp	0.9%
Lam Research Corp Com	0.9%
Nippon Telegraph & Telephone	0.9%
NTT Docomo	0.9%
S&P Global	0.9%
T Rowe Price Group	0.9%
Total	47.1%

Total number of holdings: 178

Source of fund breakdown and holdings: Fund mgmt group

Scottish Equitable Aberdeen Diversified-Core Adventurous

Risks specific to this fund

There is no guarantee the fund will meet its objective. The value of an investment can fall as well as rise and investors could get back less than they originally invested. All funds carry a level of risk and the information below outlines the key risks for this fund.

Currency risk - this fund invests overseas so its value will go up and down in line with changes in currency exchange rates. This could be good for the fund or bad, particularly if exchange rates are volatile.

Third party risk - in the event that the underlying investments which the fund invests in suspend trading, Aegon may defer trading and/or payment to investors. The value ultimately payable will depend on the amount Aegon receives or expects to receive from the underlying investments.

Credit risk - this fund invests in bonds or other types of debt. Bonds are essentially loans to companies, governments or local authorities so there's a risk that these companies or government bodies may default on the loan. Bonds are rated in terms of quality, usually from AAA down to B and below. AAA is the highest quality and therefore the least likely to default and B or lower the most likely to default. Where we have it we show the credit quality of the loans held by this fund.

Derivative risk - this fund will use derivatives in a number of ways to achieve its objectives. Holdings may add up to over 100% because derivatives offer a way to gain exposure to the returns of a specified equity or bond market without having to directly own it. These negative figures are not shown within the top holdings section. Derivatives allow a manager to buy or sell an investment at a specified future date for a specified price. However, this means the fund could be exposed to additional risks if the market moves up when the manager expected it to go down or vice versa.

Interest rate risk - interest rate changes could affect the value of bond investments. Where long term interest rates rise, the value of bonds is likely to fall, and vice versa.

