



NFU MUTUAL MANAGED PLAN MIXED PORTFOLIO MAX 100% SHARES PN

Series 1

Factsheet as at 31/07/2024

FUND MANAGERS

Manager name NFU Mutual Investment Team

Start date 01/07/2013

The NFU Mutual's Mixed Asset funds known as Mutually Managed Funds, are managed by a team of managers within the in-house investment team. The Fund Managers in charge of asset allocation within these funds are Paul Glover, Matthew Bennett, Adam Carroll and Neil Wicks and this team has on average over 20 years' experience with the NFU Mutual investment team.

QUICK STATS

Launch Date 01/07/2013

Sector ABI Flexible Investment

Fund Size (as at 31/07/2024) £604.30m

CitiCode NFDN

AMC 0.25%

ISIN GBooBYXPBC84

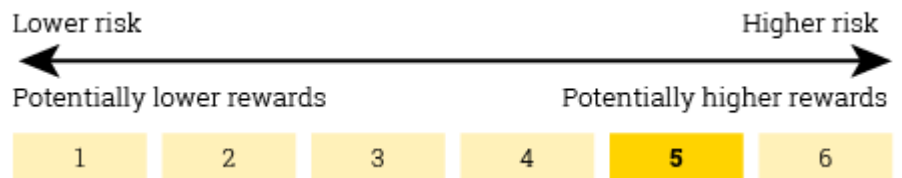
Minimum Single Investment £0

INVESTMENT OBJECTIVE

To provide capital growth (net of fees) over the long term (a period of at least 5 years).

The Fund invests up to 100% of its assets in other funds managed by NFU Mutual or third-party managers. The other funds may be actively managed or may be passively managed (closely linked to the performance of a market index) and no more than half of the assets will be invested in passive funds. Through its investment in other funds, the Fund will have an exposure to shares of companies (equities), fixed income securities (such as bonds), money market instruments and cash. Up to 100% of the assets of the Fund will be in equities. The Fund can also invest indirectly in property and may also seek exposure to alternative assets.

FUND RISK RATING



Risk Level Five

You are prepared to take a high level of risk with your investments for the potential of significantly higher growth.

You want significantly higher growth than is typically on offer with deposit accounts with potential for high returns.

You want the potential for significant growth and are willing to take more risk through increased exposure to equities.

FUND SPECIFIC RISKS

Inflation rate risk - when inflation is greater than the returns achieved by the Fund the purchasing power of your capital can be eroded.

Market movements risk - the value of assets held in the fund may go down if investment markets fall.

Currency exchange rates risk - values can go up and down due to changes in currency exchange rates.

Emerging markets risk - investment values can move sharply down or up, as emerging markets tend to be smaller, less liquid, less regulated and less developed.

Smaller companies risk - the market for these is smaller than for larger companies, and they may be less liquid so price changes may be greater.

RATINGS



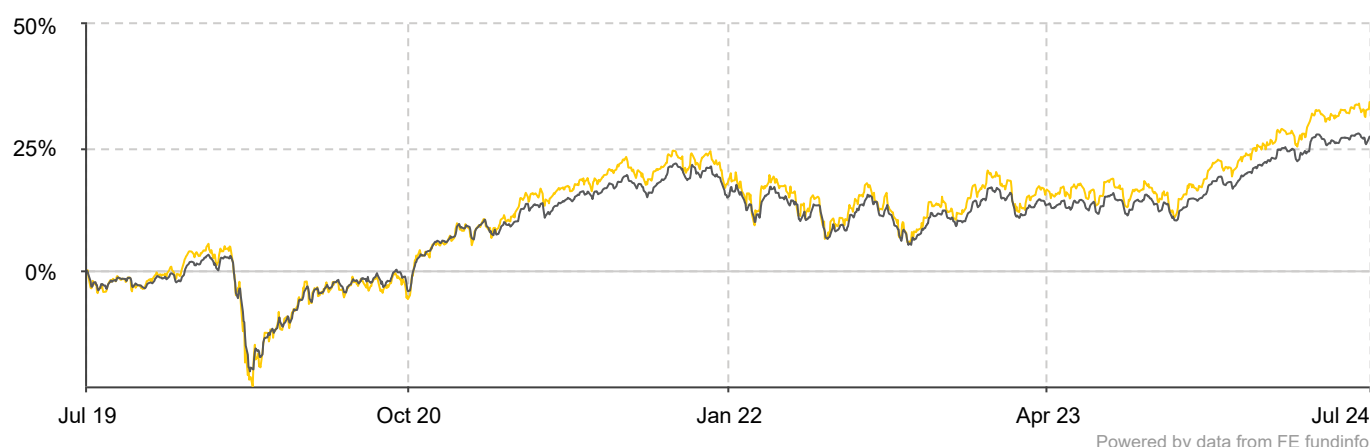
NFU MUTUAL MANAGED PLAN MIXED PORTFOLIO MAX 100% SHARES PN

Series 1
Factsheet as at 31/07/2024

PAST PERFORMANCE

Please remember that past performance is not a reliable indicator of future results. The value of investments and the level of income received from them can fall as well as rise, and is not guaranteed. You may not get back the amount of your original investment.

5 YEARS PAST PERFORMANCE



■ Managed Plan Mixed Portfolio Max 100% Shares Pn
■ ABI Flexible Investment

31/07/2019 - 31/07/2024

CUMULATIVE PERFORMANCE (%)

| | 1 mth | 3 mths | 6 mths | 1 yr | 3 yrs | 5 yrs |
|---------------|-------|--------|--------|--------|--------|--------|
| Fund | 1.67% | 5.64% | 9.87% | 13.10% | 13.69% | 34.21% |
| Sector | 0.20% | 2.34% | 6.60% | 10.10% | 9.99% | 27.20% |
| Quartile rank | 1 | 1 | 1 | 1 | 2 | 2 |

DISCRETE PERFORMANCE (%)

| | Jul 23 - Jul 24 | Jul 22 - Jul 23 | Jul 21 - Jul 22 | Jul 20 - Jul 21 | Jul 19 - Jul 20 |
|---------------|-----------------|-----------------|-----------------|-----------------|-----------------|
| Fund | 13.10% | 3.58% | -2.95% | 24.85% | -5.45% |
| Sector | 10.10% | 3.24% | -3.23% | 20.94% | -4.38% |
| Quartile rank | 1 | 3 | 3 | 2 | 2 |

Source: Performance Data from FE fundinfo. Performance is shown on a total returns basis with income reinvested. Any ongoing charges have also been reflected in the performance shown.



NFU Mutual
FINANCIAL PLANNING

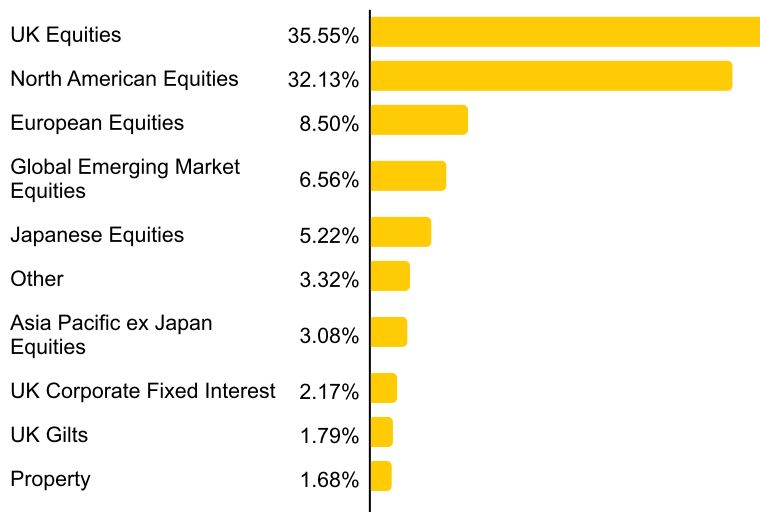
NFU MUTUAL MANAGED PLAN MIXED PORTFOLIO MAX 100% SHARES PN

Series 1
Factsheet as at 31/07/2024

TOP HOLDINGS (AS AT 31/07/2024)

| | |
|-------------------------|--------|
| UP INTERNATIONAL | 55.87% |
| UP EQUITY | 32.90% |
| UP FIXED-INTEREST | 3.18% |
| UP UK SMALLER COMPANIES | 2.97% |
| UP EXTERNAL FIXED | 2.00% |
| UP PROPERTY | 1.70% |
| UP INDEX-LINKED | 0.82% |
| UP DEPOSIT | 0.56% |

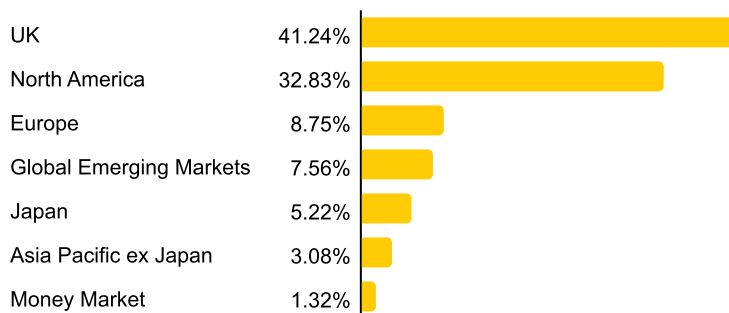
ASSET BREAKDOWN (AS AT 31/07/2024)



SECTOR BREAKDOWN (AS AT 31/07/2024)

Sector split not available.

REGIONAL BREAKDOWN (AS AT 31/07/2024)



0800 622 323

NFU Mutual
Tiddington Road
Stratford-upon-Avon
CV37 7BJ
www.nfumutual.co.uk

To find out more simply get in touch with your local NFU Mutual agency, or call 0800 622 323 to make an appointment with an NFU Mutual Financial Adviser. Financial advice is provided by NFU Mutual Select Investment Limited. They will take the time to explain the advice services and charges. NFU Mutual Financial Advisers advise on NFU Mutual products and selected products from specialist providers.



NFU Mutual
FINANCIAL PLANNING