

Factsheet | 30 April 2024

FUND AIM

The Fund seeks to target an annual return (through increases in investment value and income) of 3% per year more than the UK Consumer Price Index (CPI) over a rolling five-year period after deducting fees and costs.

FUND INFORMATION

Price	£16.17
Fund Size	£51.93m
ISIN	IE00B7JC7S28
SEDOL	B7JC7S2
CitiCode	GTSJ
Fund Structure	Unit Trust
Management Company	Waystone Management Company (IE) Limited
Domicile	Ireland
Base/Share Class Currency	British Pound
Benchmark	UK CPI +3%
Sector	IA Mixed Investment 40-85% Shares
Fund Manager(s)	Alastair Baker, Guy Monson
Launch Date	15/10/2007
Share Class Launch date	15/10/2013
For Sale In	United Kingdom, Guernsey, Ireland, Jersey
Initial Charge	0.00%
OCF	1.78%
XD Dates	01/01, 01/07
Distribution Dates	27/01, 27/07

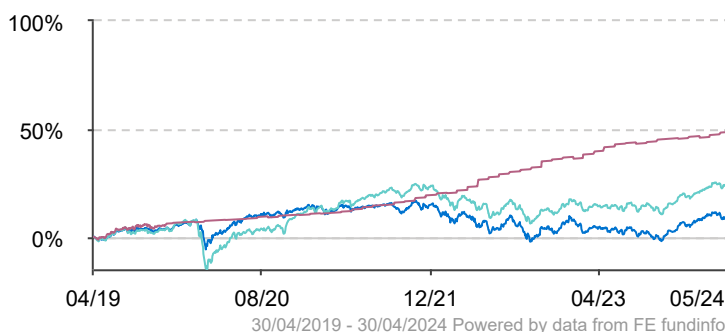
FUND STATISTICS

Alpha	-0.29
-------	-------

YIELD INFORMATION

Fund Dividend Yield **2.03%**

FUND PERFORMANCE



● Fund ● Sector ● Benchmark

CUMULATIVE

	1m	3m	YTD	1yr	3yr	5yr	Since Launch
Fund	-2.13%	1.60%	1.94%	4.38%	-4.43%	8.91%	61.66%
Sector	-0.71%	3.51%	3.43%	8.74%	6.57%	24.22%	109.40%
Benchmark	0.79%	1.34%	2.00%	6.30%	32.86%	48.50%	219.84%

ANNUALISED GROWTH RATE

	3yr (ann)	5yr (ann)	Since Launch (ann)
Fund	-1.50%	1.72%	2.95%
Sector	2.15%	4.43%	4.57%
Benchmark	9.93%	8.23%	7.28%

DISCRETE RETURNS - 12 MONTHS ENDING 31 March 2024

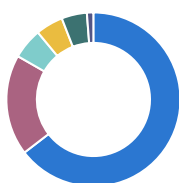
	0-12m	12-24m	24-36m	36-48m	48-60m
Fund	7.57%	-6.97%	-0.92%	13.91%	0.31%
Sector	10.16%	-4.54%	5.23%	26.44%	-7.99%
Benchmark	6.54%	13.76%	9.33%	3.47%	8.32%

Performance is provided net of fees. **Past performance is not a guide to future returns and may not be repeated.** Performance is calculated in GBP on the basis of net asset values (NAV) and dividends reinvested.

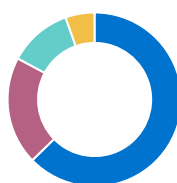
A share launched 15.10.13. Performance prior to this date is from AP shares, launched 15.10.07. Source: Sarasin & Partners LLP and FE FundInfo. Annualised Growth Rate (AGR) is the increase or decrease in value of an investment, expressed as a percentage per year. On 31st January 2014, the name of this fund changed from Sarasin IE GlobalSar - Cautious (GBP) to Sarasin IE GlobalSar - Strategic (GBP). On 26th November 2019, the name of this fund changed from Sarasin IE GlobalSar - Strategic (GBP) to Sarasin IE Multi Asset Target Return. The benchmark of this fund has changed over time. Please visit www.sarasinandpartners.com/docs/global/benchmarkhistory for a full history. The index data referenced is the property of third party providers and has been licensed for use by us. Our third party providers accept no liability in connection with its use. See our website for a full copy of our index disclaimers: <https://sarasinandpartners.com/important-information>. Accumulation share class dividends are reinvested back into the fund and income share class dividends are paid out to investors.

GEOGRAPHIC EQUITY ALLOCATION (%) ASSET ALLOCATION(%)

- North America **64.5%**
- Europe Ex-UK **18.7%**
- United Kingdom **5.7%**
- Japan **5.1%**
- Emerging Markets **4.7%**
- Pacific Basin Ex-Japan **1.2%**



- Equities **62.7%**
- Fixed Income **20.1%**
- Alternative Investments **11.8%**
- Liquid Assets **5.4%**



Top 10 Holdings

SARASIN RESPONSIBLE CORPORATE BOND - ZINC	7.2%
UK TSY GILT 3.2500% 22/01/44 GBP	3.6%
UK TSY GILT 3.2500% 31/01/33 GBP	3.0%
ALPHABET INC-CL A	2.8%
AMAZON.COM INC	2.7%
INVESCO PHYSICAL GOLD ETC	2.4%
NVIDIA CORP	2.3%
ASML HOLDING NV	2.2%
MICROSOFT CORP	2.2%
APPLE INC NPV	2.0%

Risk Profile

Lower risk Potentially lower reward **Higher risk** Potentially higher reward

1	2	3	4	5	6	7
---	---	---	----------	---	---	---

The Risk and Reward Indicator table demonstrates where the Fund ranks in terms of its potential risk and return, calculated using the volatility of monthly returns over five years. As it is based upon how the Fund has performed in the past, you should note that the Fund may well perform differently in the future. The risk category shown is not guaranteed and may shift over time. The higher the rank the potential reward but the greater the risk of losing money. The Fund is ranked at 4 reflecting observed historical returns. The fund is in this category because it has shown moderate levels of volatility historically.

CONTACT US

Marketing Enquiries

T: +44 (0) 207 038 7000
E: marketing@sarasin.co.uk
W: www.sarasinandpartners.com

For further details please see the full Prospectus, Additional Information Document and KIID as well as the Semi Annual and Annual Reports which are available from the above website.

This document is intended for retail investors. You should not act or rely on this document but should contact your professional adviser.

This document has been issued by Sarasin & Partners LLP of Juxon House, 100 St Paul's Churchyard, London, EC4M 8BU, a limited liability partnership registered in England and Wales with registered number 00329859, and which is authorised and regulated by the Financial Conduct Authority with firm reference number 475111.

This document has been prepared for marketing and information purposes only and is not a solicitation, or an offer to buy or sell any security. The information on which the material is based has been obtained in good faith, from sources that we believe to be reliable, but we have not independently verified such information and we make no representation or warranty, express or implied, as to its accuracy. All expressions of opinion are subject to change without notice. This document should not be relied on for accounting, legal or tax advice, or investment recommendations. Reliance should not be placed on the views and information in this material when taking individual investment and/or strategic decisions.

The value of investments and any income derived from them can fall as well as rise and investors may not get back the amount originally invested. If investing in foreign currencies, the return in the investor's reference currency may increase or decrease as a result of currency fluctuations. Past performance is not a reliable indicator of future results and may not be repeated. Forecasts are not a reliable indicator of future performance.

There is no minimum investment period, though we would recommend that you view your investment as a medium to long term one (i.e. 5 to 10 years). Risks associated with investing in Real Estate Investment Trusts (REITs) include, but are not limited to, the following: declines in the value of real estate, risks related to general and local economic conditions, overbidding and increased competition, increases in property taxes and operating expenses, changes in zoning laws, casualty or condemnation losses, variations in rental income, changes in neighbourhood values, the appeal of properties to tenants, and increases in interest rates. In addition, REITs may be affected by changes in the value of the underlying property owned by the trusts or may be affected by the quality of credit extended. REITs are dependent upon management skills, may not be diversified and are subject to the risks of financing projects. The ability to trade REITs in the secondary market can be more limited than other stocks. Frequent political and social unrest in Emerging Markets and the high inflation and interest rates this tends to encourage, may lead to sharp swings in foreign currency markets and stock markets. There is also an inherent risk in the smaller size of many Emerging Markets, especially since this means restricted liquidity. Further risks to consider are restrictions on foreigners making currency transactions or investments. The Fund may invest in derivatives for efficient portfolio management purposes. This means Derivatives can only be used to manage the Fund more efficiently in an attempt to reduce the overall risk of its investments, reduce the costs of investing or generate additional capital or income, although this may not be achieved and may create losses greater than the cost of the derivative. The Fund may invest more than 35% in government or public securities issued by any single issuer listed in the Prospectus. Such exposure will be in line with the investment policy of the Fund and in pursuit of the Fund's objective. It is currently envisaged that the Fund's exposure to such securities may be to those issued by the UK government, although this may vary and include securities issued by other governments and public issuers listed in the Prospectus. Neither Sarasin & Partners LLP nor any other member of the J. Safra Sarasin Holding Ltd group accepts any liability or responsibility whatsoever for any consequential loss of any kind arising out of the use of this document or any part of its contents. The use of this document should not be regarded as a substitute for the exercise by the recipient of their own judgement. Sarasin & Partners LLP and/or any person connected with it may act upon or make use of the material referred to herein and/or any of the information upon which it is based, prior to publication of this document.

Where the data in this document comes partially from third-party sources the accuracy, completeness or correctness of the information contained in this publication is not guaranteed, and third-party data is provided without any warranties of any kind. Sarasin & Partners LLP shall have no liability in connection with third-party data.

© 2024 Sarasin & Partners LLP – all rights reserved. This document can only be distributed or reproduced with permission from Sarasin & Partners LLP. Please contact marketing@sarasin.co.uk.

